

Mathematical Exploration of Real-Life

Trigonometric Modeling

“Exploring and visualizing the relative position of celestial bodies within our solar system in a geo-centric model using sinusoidal regression”

Snehashish Laskar

5th March 2024

Table of Content:

Introduction.....	2
Background Information.....	3
Aim.....	5
Rationale.....	6
Math Plan.....	6
Computer Analysis.....	7
Data Collection.....	9
Graphs.....	13
Conclusion.....	15
Works Cited.....	16

Introduction

Ever since I was a child, I have been fascinated with space and astronomy. As a kid I always wondered how the sun and other planets moved. As I grew up I was taught about the elliptical nature of the Earth's Orbital. In the first semester of 11th grade, I learnt in physics that Circular Motion can be represented in the form of a sine graph and visualizing that gave me the thought of visualizing the earth's orbit in the form of a sine curve. Hence when I learnt how to do sinusoidal regression in Math class this semester and was given an opportunity to explore its real-life application, I was excited to choose this as my topic as I was highly interested in it. I feel that this gives an easy way to model the potential positions of celestial objects at any given day and also figure out on which days the position of two celestials might be similar relative to the Earth.

Background Information

A trigonometric model is used when the data seems to follow a cyclical pattern, repeating over time. It is a graphical representation of a sine or cosine curve[3]. In this exploration we will be using trigonometric modeling in the form of sinusoidal regression. Sinusoidal regression finds a trigonometric model that gives the curve of best fit. The idea is the same as finding the line of best fit in linear regression. However, instead of finding a straight line, this time you'll find a sinusoidal curve.[2] The use of sinusoidal regression is to plot a best fit curve that will give the closest approximation of the data points at a given time period. For example I have data of the temperatures recorded during a month. This data is scattered as the y value decreases or

increases depending on the time period. Using sinusoidal regression a sin curve can be generated where every point in the curve represents the best possible y value at a given x value.

In this exploration we are trying to use sinusoidal regression to model the relative positions of celestial bodies in a geo-centric model over the time period of one year. The celestial bodies that I have chosen to work with are the Sun, Moon and the planet Mars. A geocentric model implies that I am calculating the position of all these celestial bodies relative to the Earth's Motion.

A sinusoidal regression curve as a specific structure and its equation is represented as follows:

$$y = A \sin (Bx + C) + D$$

Variable	Explanation
A	The Variable A represents the amplitude of the sine curve
B	The variable B represents the time period of the sine curve
C	The variable C represents the horizontal phase shift of the curve
D	The variable D represents the principal axis of the sine curve

When this equation is plotted, it generates a sine curve. For example, let's plot the following

sinusoidal equation : $y = 2 \sin (3x + 2\pi) + 3$...(1.1)

This generates the following graph:

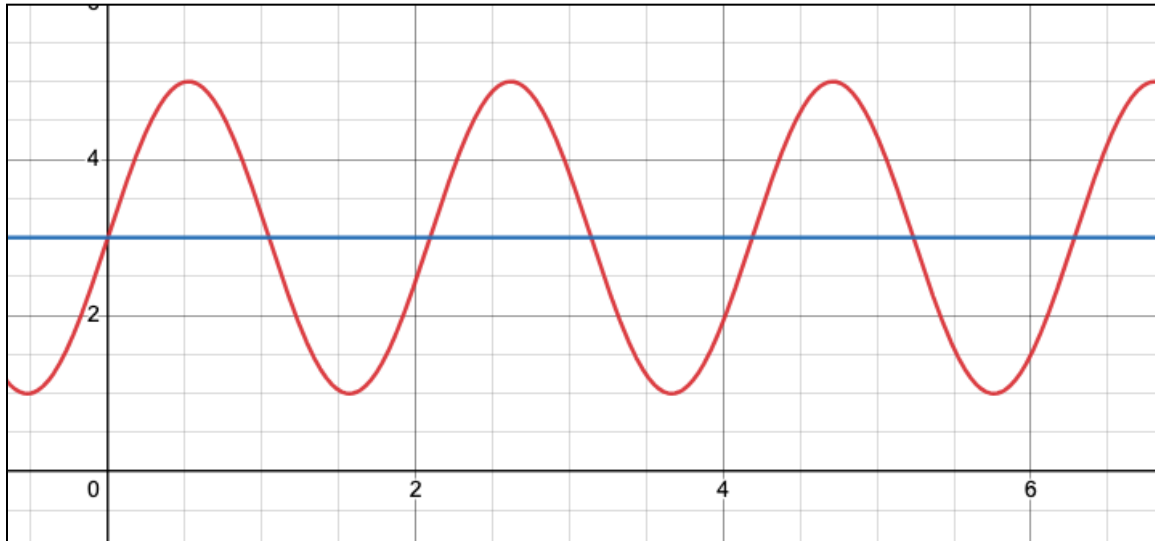


Figure 1.1: Graph of the equation 1.1

Given any sort of data, we can formulate a sinusoidal regression equation for it using the following method.

- First get the maximum and minimum values from the data points
- Get the amplitude by using the formula $A = \frac{Max - Min}{2}$
- Get the principal axis by using the formula $D = \frac{Max + Min}{2}$
- Get the number of data points as the variable f
- Calculate the Time Period of the graph using the formula $B = \frac{2\pi}{f}$
- To calculate the variable C , substitute the values for x and y for actual values from the data points. Solve for the variable C .

This is the algebraic approach to modeling a graph using sinusoidal regression. However, often there are thousands of data points and finding the maximum and minimum values and calculating everything is tedious. This task can be done by any modern day graphing software. For this task, I am going to be using an application called LoggerPro.

Aim

My aim is to explore and visualize the relative position of celestial bodies within our solar system in a geo-centric model using sinusoidal regression and use that to predict the position of each celestial body at any given day during the year.

Rationale

The rationale behind choosing to do this is that I am really curious about space and astrophysics. One of the things I have always wanted to do is connect a topic I am learning in school to space. When we learnt that the unit circle can be represented in the form of a sinusoidal graph, I knew that I wanted to model the orbit of other planets in the form of a sine curve using sinusoidal regression and trigonometric modeling.

Math Plan

- Write a computer program to calculate the maximum and minimum for each celestial body. This has to be done with a computer as there are too many data points to go through manually
- Calculate the values for amplitude and principal axis
- Calculate the time period for 366 days

- Use algebra to solve for the horizontal phase shift C
- Use the results to form the equation of the sine curve
- Repeat this process for every celestial body

Computer Analysis

```
"""
```

```
Program the get the maximum value from the positional
values of the Sun
```

```
"""
```

```
with open("data.txt", "r") as file:
```

```
    data = file.readlines()
```

```
    Max = 0
```

```
    Min = 0
```

```
    for i in data:
```

```
        num = float(i.replace("\n", ""))
```

```
        if num > Max:
```

```
            Max = num
```

```
        if num < Min:
```

```
            Min = num
```

```
    print("Sun:",Max, Min)
```

```
"""
```

```
Program the get the maximum value from the positional
values of Mars
```

```
"""
```

```
with open("dataMars.txt", "r") as file:
```

```
    data = file.readlines()
```

```
Max = 0
Min = 0

for i in data:
    num = float(i.replace("\n", ""))

    if num > Max:
        Max = num

    if num < Min:
        Min = num

print("Mars:", Max, Min)
```

```
"""
```

```
Program the get the maximum value from the positional
values of the Moon
```

```
"""
```

```
with open("dataMoon.txt", "r") as file:
```

```
    data = file.readlines()
```

```
    Max = 0
```

```
    Min = 0
```

```
    for i in data:
```

```
        num = float(i.replace("\n", ""))
```

```
        if num > Max:
```

```
            Max = num
```

```
        if num < Min:
```

```
            Min = num
```

```
    print("Moon:", Max, Min)
```


Output:

Sun: 0.9720784 -0.98152

Mars: 86.754472 -84.17808

Moon: 4.0231378 -4.034948

Data Collection

Initially, collecting data for this particular situation was rather challenging as not many sources provided exact details of the position of celestial objects at any given movement. This kind of information is usually not accessible to the public or is very difficult. In my case I used the Horizons System software created by NASA. I discovered this after immense deep research and was amazed by the complexity of the system. The Horizons System provides a web interface that can be customized to get the desired results. This was very helpful and was the only source I could find relating to this topic. As a data science enthusiast I am very excited that this is a public resource and would like to explore this further in my free time.

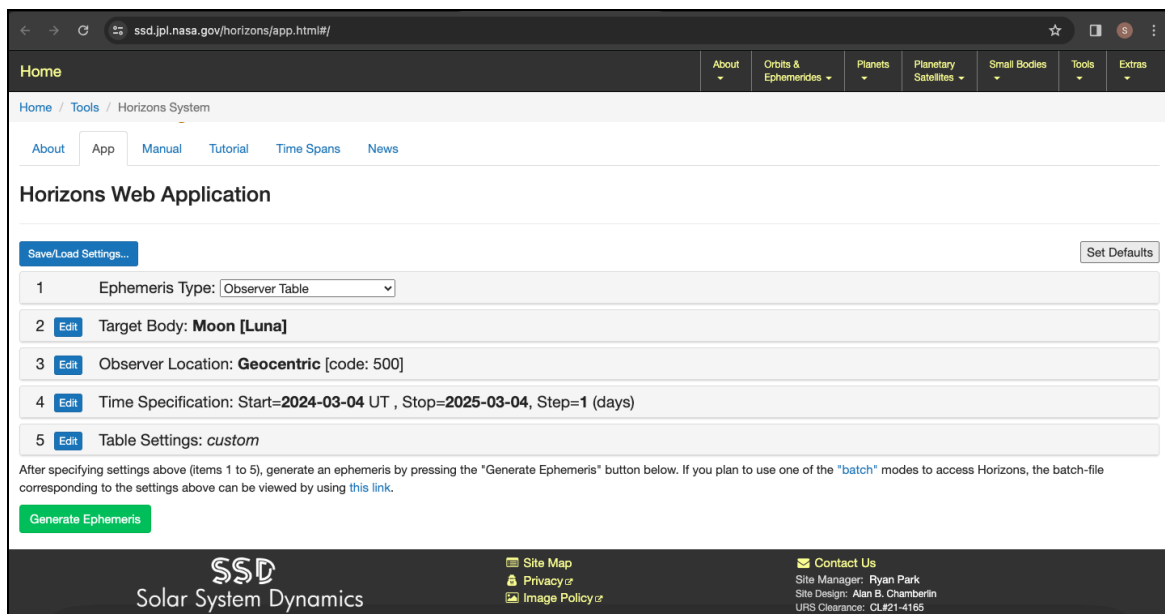


Figure 1.2: Screenshot of data source

Calculations:

Celestial Body	Calculations
Sun	$\text{maximum} = 0.9720784$ $\text{minimum} = -0.98152$ $A = \frac{\text{maximum} - \text{minimum}}{2} = \frac{0.9720784 + 0.98152}{2} = 0.9767992$ $D = \frac{\text{maximum} + \text{minimum}}{2} = \frac{0.9720784 - 0.98152}{2} = -0.0047208$ $B = \frac{2\pi}{366} = 0.0171671729704$ $y = A \sin(Bx + C) + D$ $\Rightarrow \frac{y-D}{A} = \sin(Bx + C)$ $\Rightarrow \sin^{-1}\left(\frac{y-D}{A}\right) = Bx + C$ $\Rightarrow \sin^{-1}\left(\frac{y-D}{A}\right) - Bx = C$ $\Rightarrow C = \sin^{-1}\left(\frac{y-D}{A}\right) - Bx$ $\Rightarrow C = \sin^{-1}\left(\frac{0.8411784 + 0.0047208}{0.9767992}\right) - 0.0171671729704 \times 1$ $\Rightarrow C = 1.02995969946$ <p>Final Equation:</p> $y = 0.976 \sin(0.017x + 1.02) - 0.005$
Moon	$\text{maximum} = 4.0231378$ $\text{minimum} = -4.034948$

$$A = \frac{\text{maximum} - \text{minimum}}{2} = \frac{4.0231378 + 4.034948}{2} = 4.0290429$$

$$D = \frac{\text{maximum} + \text{minimum}}{2} = \frac{4.0231378 - 4.034948}{2} = -0.0059051$$

$$B = \frac{2\pi}{366} = 0.0171671729704$$

$$y = A \sin(Bx + C) + D$$

$$\Rightarrow \frac{y-D}{A} = \sin(Bx + C)$$

$$\Rightarrow \sin^{-1}\left(\frac{y-D}{A}\right) = Bx + C$$

$$\Rightarrow \sin^{-1}\left(\frac{y-D}{A}\right) - Bx = C$$

$$\Rightarrow C = \sin^{-1}\left(\frac{y-D}{A}\right) - Bx$$

$$\Rightarrow C = \sin^{-1}\left(\frac{-3.813739 + 0.0059051}{4.0290429}\right) - 0.0171671729704 \times 1$$

$$\Rightarrow C = -1.25505660863$$

Final Equation:

$$y = 4.03 \sin(0.017x - 1.255) - 0.006$$

Mars

$$\text{maximum} = 86.754472$$

$$\text{minimum} = -84.17808$$

$$A = \frac{\text{maximum} - \text{minimum}}{2} = \frac{86.754472 + 84.17808}{2} = 85.466276$$

$$D = \frac{\text{maximum} + \text{minimum}}{2} = \frac{86.754472 - 84.17808}{2} = 1.288196$$

$$B = \frac{2\pi}{366} = 0.0171671729704$$

$$y = A \sin(Bx + C) + D$$

$$\Rightarrow \frac{y-D}{A} = \sin(Bx + C)$$

$$\Rightarrow \sin^{-1}\left(\frac{y-D}{A}\right) = Bx + C$$

$$\Rightarrow \sin^{-1}\left(\frac{y-D}{A}\right) - Bx = C$$

$$\Rightarrow C = \sin^{-1}\left(\frac{y-D}{A}\right) - Bx$$

$$\Rightarrow C = \sin^{-1}\left(\frac{-7.379142 - 1.288196}{85.466276}\right) - 0.0171671729704 \times 1$$

$$\Rightarrow C = -0.118754185792$$

Final Equation:

$$y = 85.5 \sin(0.017x - 0.118) + 1.29$$

Graphs

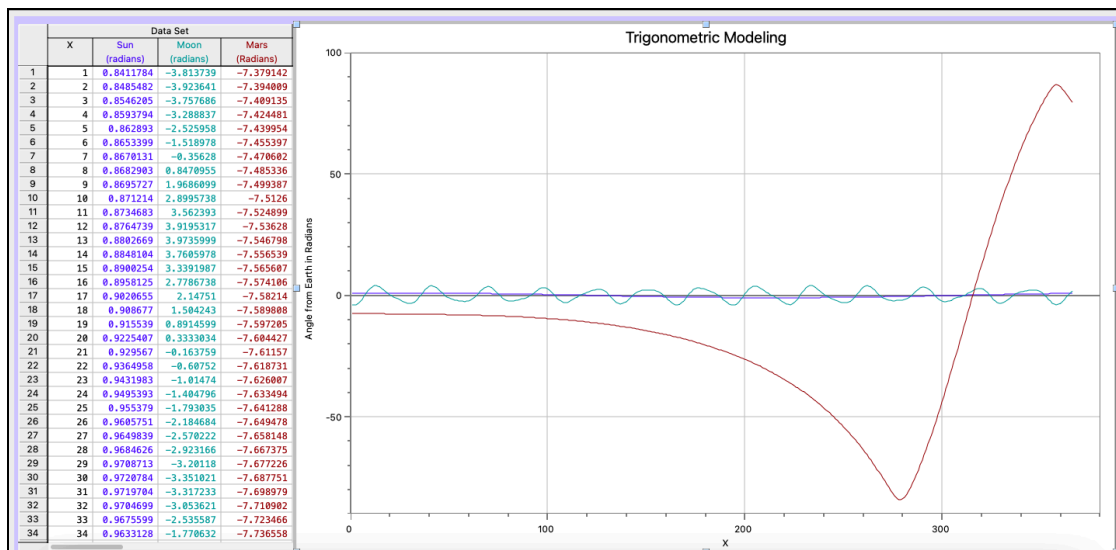


Figure 1.3 : Raw Data Graphs

Graphing the positions according to the trigonometric model using desmos, we get the following graphs for each of the celestial bodies:

1) Sun: $y = 0.976 \sin (0.017x + 1.02) - 0.005$... (2.0)

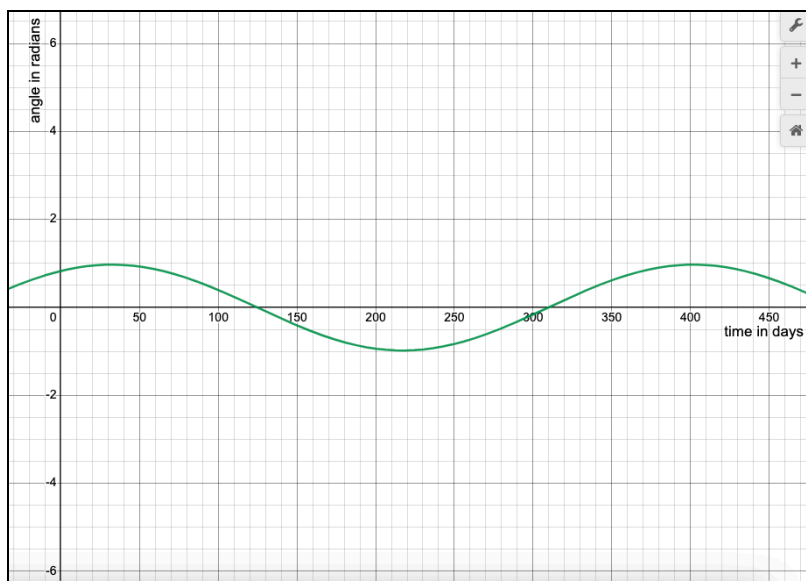


Figure 1.4 : Graph of equation 2.0

Mars: $y = 85.5 \sin (0.017x - 0.118) + 1.29$

...(2.1)

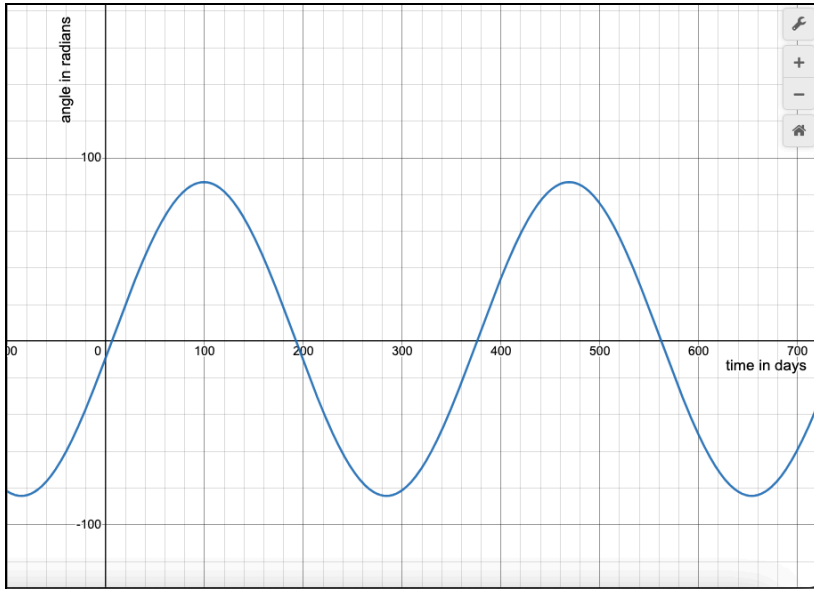


Figure 1.5: Graph of Equation 2.1

2) Moon: $y = 4.03 \sin (0.017x - 1.255) - 0.006$

...(2.2)

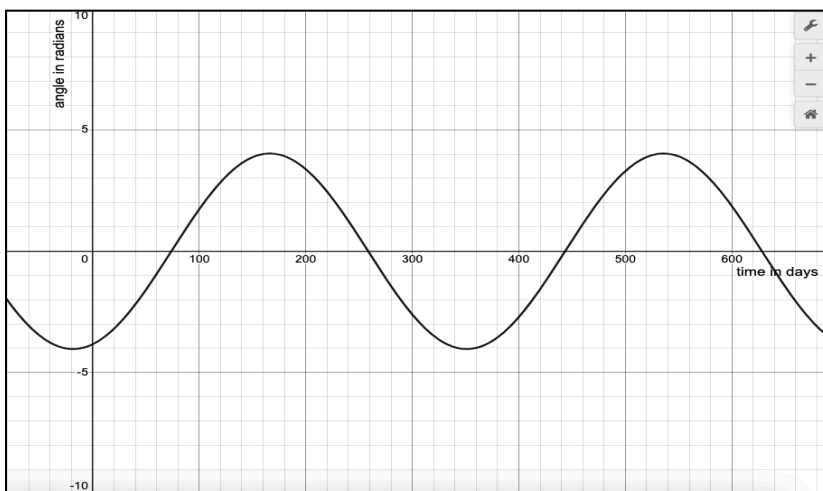


Figure 1.6 : Graph of equation 2.3

Combined Graph:

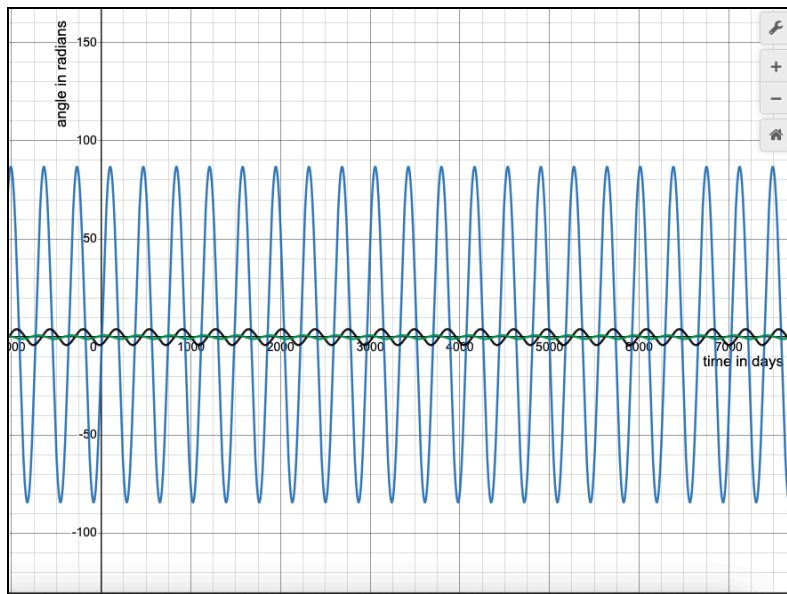


Figure 1.6 : Graphs from figures 1.4, 1.5, and 1.6 combined

Conclusion

In conclusion, I was successfully able to model the motion of the Sun, Moon and Mars relative to the Earth using trigonometric modeling and sinusoidal regression. Seeing that the data is directly from NASA's website, it is safe to say that this can be used to accurately predict the positions of any of the three celestial bodies studied at any given date. It also helps us visualize unnoticed patterns such as a high shift in Mars's positions as compared to the rest of the celestial bodies.

One reason for this might be that Mars is moving along the same trajectory as Earth and considering that the Sun is stationary and the moon is revolving around She earth and not the Sun, it is only rational that the positions may drastically vary for a planet such as Mars. The aim of this task was to be able to successfully model the positions of all three celestial objects and make observations regarding their trends. We can see that the amplitude of the graph of the sun is

very low and one of the reasons that might contribute to this is the fact that the Sun is stationary relative to our Solar System and the variation in angle is very low throughout the year. Like I have explained before, the motion of Mars seems very random due to the fact that it is also moving like the Earth in an orbit that is larger. Hence its position changes very often and by a lot. The other part of the aim was to be able to predict the position of the objects at any given day. This can be done easily done by plotting a line $x = b$ where b is the n th day of the year. $1 \leq n \leq 366$. When plotted we can find the positions for each celestial body by finding the line's intersection with their curve. Hence this task has achieved what it was aimed at.

Citations

To access all files I worked on during the writing phase can be seen on my google drive: [Drive](#)

- 1) "Horizons System." Ssd.jpl.nasa.gov, ssd.jpl.nasa.gov/horizons/app.html#/.
- 2) Stephanie. "Sinusoidal Regression: Definition, Desmos Example, TI-83." Statistics How To, 6 Oct. 2021, www.statisticshowto.com/sinusoidal-regression/#:~:text=Sinusoidal%20regression%20finds%20a%20trigonometric.
- 3) "What Are Trigonometric Models?" House of Math, www.houseofmath.com/encyclopedia/functions/mathematical-models/types-of-models/what-are-trigonometric-models.

Appendix:

Raw Data:

Sun:

2024-Mar-04 00:00	344.85875	-6.46040	-26.760	-10.589	1.4833944089E+08	0.4439955	0.0000	0.0000	2.5058062	67.387575	0.8411784	n.a.	n.a.
2024-Mar-05 00:00	345.78929	-6.07486	-26.760	-10.589	1.4837797063E+08	0.4477854	0.0000	0.0000	2.5047427	67.287606	0.8485482	n.a.	n.a.
2024-Mar-06 00:00	346.71809	-5.68788	-26.759	-10.589	1.4841679849E+08	0.4508916	0.0000	0.0000	2.5036618	67.194001	0.8546205	n.a.	n.a.
2024-Mar-07 00:00	347.64523	-5.29958	-26.759	-10.589	1.4845586467E+08	0.4533038	0.0000	0.0000	2.5025523	67.106785	0.8593794	n.a.	n.a.
2024-Mar-08 00:00	348.57079	-4.91008	-26.758	-10.589	1.4849511031E+08	0.4550556	0.0000	0.0000	2.5014016	67.025992	0.8628930	n.a.	n.a.
2024-Mar-09 00:00	349.49482	-4.51947	-26.758	-10.589	1.4853448183E+08	0.4562382	0.0000	0.0000	2.5001972	66.951660	0.8653399	n.a.	n.a.
2024-Mar-10 00:00	350.41740	-4.12789	-26.757	-10.589	1.4857393620E+08	0.4570035	0.0000	0.0000	2.4989291	66.883829	0.8670131	n.a.	n.a.
2024-Mar-11 00:00	351.33859	-3.73543	-26.756	-10.589	1.4861344567E+08	0.4575485	0.0000	0.0000	2.4975923	66.822528	0.8682903	n.a.	n.a.
2024-Mar-12 00:00	352.25845	-3.34223	-26.756	-10.589	1.4865300031E+08	0.4580834	0.0000	0.0000	2.4961884	66.767770	0.8695727	n.a.	n.a.
2024-Mar-13 00:00	353.17704	-2.94840	-26.755	-10.589	1.4869260760E+08	0.4587946	0.0000	0.0000	2.4947250	66.719544	0.8712140	n.a.	n.a.
2024-Mar-14 00:00	354.09443	-2.55405	-26.755	-10.589	1.4873228905E+08	0.4598173	0.0000	0.0000	2.4932140	66.677825	0.8734683	n.a.	n.a.
2024-Mar-15 00:00	355.01070	-2.15929	-26.754	-10.589	1.4877207519E+08	0.4612258	0.0000	0.0000	2.4916688	66.642574	0.8764739	n.a.	n.a.
2024-Mar-16 00:00	355.92592	-1.76423	-26.754	-10.589	1.4881200062E+08	0.4630411	0.0000	0.0000	2.4901025	66.613748	0.8802669	n.a.	n.a.
2024-Mar-17 00:00	356.84018	-1.36898	-26.753	-10.589	1.4885209994E+08	0.4652458	0.0000	0.0000	2.4885265	66.591304	0.8848104	n.a.	n.a.
2024-Mar-18 00:00	357.75357	-0.97364	-26.752	-10.589	1.4889240516E+08	0.4677998	0.0000	0.0000	2.4869501	66.575205	0.8900254	n.a.	n.a.
2024-Mar-19 00:00	358.66616	-0.57831	-26.752	-10.589	1.4893294435E+08	0.4706525	0.0000	0.0000	2.4853805	66.565416	0.8958125	n.a.	n.a.
2024-Mar-20 00:00	359.57806	-0.18309	-26.751	-10.589	1.4897374095E+08	0.4737493	0.0000	0.0000	2.4838236	66.561906	0.9020655	n.a.	n.a.
2024-Mar-21 00:00	0.48935	0.21192	-26.751	-10.589	1.4901481367E+08	0.4770350	0.0000	0.0000	2.4822842	66.564648	0.9086770	n.a.	n.a.
2024-Mar-22 00:00	1.40013	0.60663	-26.750	-10.589	1.4905617643E+08	0.4804539	0.0000	0.0000	2.4807664	66.573616	0.9155390	n.a.	n.a.
2024-Mar-23 00:00	2.31049	1.00094	-26.749	-10.589	1.4909783830E+08	0.4839491	0.0000	0.0000	2.4792734	66.588789	0.9225407	n.a.	n.a.
2024-Mar-24 00:00	3.22053	1.39476	-26.749	-10.589	1.4913980332E+08	0.4874610	0.0000	0.0000	2.4778081	66.610143	0.9295670	n.a.	n.a.
2024-Mar-25 00:00	4.13035	1.78800	-26.748	-10.589	1.4918207023E+08	0.4909267	0.0000	0.0000	2.4763728	66.637660	0.9364958	n.a.	n.a.
2024-Mar-26 00:00	5.04003	2.18055	-26.748	-10.589	1.4922463219E+08	0.4942795	0.0000	0.0000	2.4749692	66.671323	0.9431983	n.a.	n.a.
2024-Mar-27 00:00	5.94967	2.57234	-26.747	-10.589	1.4926747645E+08	0.4974494	0.0000	0.0000	2.4735980	66.711115	0.9495393	n.a.	n.a.
2024-Mar-28 00:00	6.85938	2.96327	-26.746	-10.589	1.4931058409E+08	0.5003639	0.0000	0.0000	2.4722593	66.750225	0.9553790	n.a.	n.a.
2024-Mar-29 00:00	7.76924	3.35325	-26.746	-10.589	1.4935392984E+08	0.5029489	0.0000	0.0000	2.4709520	66.809042	0.9605751	n.a.	n.a.
2024-Mar-30 00:00	8.67934	3.74218	-26.745	-10.589	1.4939748201E+08	0.5051295	0.0000	0.0000	2.4696743	66.867160	0.9649839	n.a.	n.a.
2024-Mar-31 00:00	9.58979	4.12998	-26.744	-10.589	1.4944120241E+08	0.5068309	0.0000	0.0000	2.4684232	66.931376	0.9684626	n.a.	n.a.
2024-Apr-01 00:00	10.50066	4.51655	-26.744	-10.589	1.4948504646E+08	0.5079797	0.0000	0.0000	2.4671942	67.001690	0.9708713	n.a.	n.a.
2024-Apr-02 00:00	11.41205	4.90179	-26.743	-10.589	1.4952896338E+08	0.5085065	0.0000	0.0000	2.4659814	67.078109	0.9720784	n.a.	n.a.
2024-Apr-03 00:00	12.32404	5.28563	-26.742	-10.589	1.4957289672E+08	0.5083508	0.0000	0.0000	2.4647771	67.160646	0.9719704	n.a.	n.a.
2024-Apr-04 00:00	13.23671	5.66795	-26.742	-10.589	1.4961678550E+08	0.5074704	0.0000	0.0000	2.4635715	67.249317	0.9704699	n.a.	n.a.
2024-Apr-05 00:00	14.15013	6.04867	-26.741	-10.589	1.4966056637E+08	0.5058544	0.0000	0.0000	2.4623526	67.344148	0.9675599	n.a.	n.a.
2024-Apr-06 00:00	15.06437	6.42767	-26.741	-10.589	1.4970417691E+08	0.5035379	0.0000	0.0000	2.4611074	67.445167	0.9633128	n.a.	n.a.
2024-Apr-07 00:00	15.97951	6.80486	-26.740	-10.589	1.4974756016E+08	0.5006133	0.0000	0.0000	2.4598235	67.552398	0.9579106	n.a.	n.a.
2024-Apr-08 00:00	16.89559	7.18013	-26.739	-10.589	1.4979066966E+08	0.4972304	0.0000	0.0000	2.4584908	67.665855	0.9516449	n.a.	n.a.
2024-Apr-09 00:00	17.81267	7.55338	-26.739	-10.589	1.4983347386E+08	0.4935802	0.0000	0.0000	2.4571041	67.785538	0.9448846	n.a.	n.a.
2024-Apr-10 00:00	18.73081	7.92450	-26.738	-10.589	1.4987595846E+08	0.4898649	0.0000	0.0000	2.4556642	67.911422	0.9380178	n.a.	n.a.
2024-Apr-11 00:00	19.65005	8.29338	-26.737	-10.589	1.4991812587E+08	0.4862644	0.0000	0.0000	2.4541774	68.043467	0.9313885	n.a.	n.a.
2024-Apr-12 00:00	20.57045	8.65992	-26.737	-10.589	1.4995999217E+08	0.4829128	0.0000	0.0000	2.4526541	68.181620	0.9252507	n.a.	n.a.
2024-Apr-13 00:00	21.49206	9.02403	-26.736	-10.589	1.5000158272E+08	0.4779802	0.0000	0.0000	2.4511060	68.328522	0.9197544	n.a.	n.a.
2024-Apr-14 00:00	22.41495	9.38560	-26.736	-10.589	1.5004292762E+08	0.4722285	0.0000	0.0000	2.4495449	68.476026	0.9149572	n.a.	n.a.
2024-Apr-15 00:00	23.33917	9.74453	-26.735	-10.589	1.5008405815E+08	0.4749252	0.0000	0.0000	2.4479810	68.632174	0.9108507	n.a.	n.a.
2024-Apr-16 00:00	24.26478	10.10074	-26.734	-10.589	1.5012500435E+08	0.4729567	0.0000	0.0000	2.4464229	68.794223	0.9073865	n.a.	n.a.
2024-Apr-17 00:00	25.19185	10.45413	-26.734	-10.589	1.5016579373E+08	0.4712889	0.0000	0.0000	2.4448778	68.962133	0.9044971	n.a.	n.a.
2024-Apr-18 00:00	26.12045	10.80461	-26.733	-10.589	1.5020645065E+08	0.4698843	0.0000	0.0000	2.4433514	69.135868	0.9021079	n.a.	n.a.
2024-Apr-19 00:00	27.05063	11.15209	-26.733	-10.589	1.5024699618E+08	0.4687038	0.0000	0.0000	2.4418488	69.315393	0.9001423	n.a.	n.a.
2024-Apr-20 00:00	27.98247	11.49649	-26.732	-10.589	1.5028744798E+08	0.4677075	0.0000	0.0000	2.4403745	69.500675	0.8985217	n.a.	n.a.
2024-Apr-21 00:00	28.91602	11.83771	-26.732	-10.589	1.5032782012E+08	0.4668526	0.0000	0.0000	2.4389327	69.691682	0.8971619	n.a.	n.a.
2024-Apr-22 00:00	29.85134	12.17568	-26.731	-10.589	1.5036812279E+08	0.4660909	0.0000	0.0000	2.4375276	69.888382	0.8959687	n.a.	n.a.
2024-Apr-23 00:00	30.78850	12.51029	-26.730	-10.589	1.5040836173E+08	0.4653671	0.0000	0.0000	2.4361627	70.090745	0.8948339	n.a.	n.a.
2024-Apr-24 00:00	31.72757	12.84148	-26.730	-10.589	1.5044853748E+08	0.4646168	0.0000	0.0000	2.4348412	70.298741	0.8936314	n.a.	n.a.
2024-Apr-25 00:00	32.66860	13.16915	-26.729	-10.589	1.5048864463E+08	0.4637661	0.0000	0.0000	2.4335655	70.512343	0.8922177	n.a.	n.a.
2024-Apr-26 00:00	33.61164	13.49322	-26.729	-10.589	1.5052867100E+08	0.4627327	0.0000	0.0000	2.4323370	70.731525	0.8904328	n.a.	n.a.
2024-Apr-27 00:00	34.55677	13.81361	-26.728	-10.589	1.5056859702E+08	0.4614278	0.0000	0.0000	2.4311557	70.956266	0.8881045	n.a.	n.a.
2024-Apr-28 00:00	35.50403	14.13023	-26.728	-10.589	1.5060839525E+08	0.4597593	0.0000	0.0000	2.4300201	71.186546	0.8850550	n.a.	n.a.
2024-Apr-29 00:00	36.45347	14.44300	-26.727	-10.589	1.5064803029E+08	0.4576351	0.0000	0.0000	2.4289271	71.422348	0.8811070	n.a.	n.a.
2024-Apr-30 00:00	37.40515	14.75182	-26.726	-10.589	1.5068745894E+08	0.4549676	0.0000	0.0000	2.4278717	71.663658	0.8760924	n.a.	n.a.
2024-May-01 00:00	38.35911	15.05663	-26.726	-10.589	1.5072663077E+08	0.4516785	0.0000	0.0000	2.4268470	71.910467	0.8698619	n.a.	n.a.
2024-May-02 00:00	39.31537	15.35732	-26.725	-10.589	1.5076548926E+08	0.4477057	0.0000	0.0000	2.4258440	72.162765	0.8622983	n.a.	n.a.
2024-May-03 00:00	40.27399	15.65381	-26.725	-10.589	1.5080397352E+08	0.4430122	0.0000	0.0000	2.4248520	72.420542	0.8533335	n.a.	n.a.
2024-May-04 00:00	41.23497	15.94601	-26.724	-10.589	1.5084202093E+08	0.4375968	0.0000	0.0000	2.4238587	72.683788	0.8429693	n.a.	n.a.
2024-May-05 00:00	42.19833	16.23382	-26.724	-10.589	1.5087957069E+08	0.4315042	0.0000	0.0000	2.4228515	72.952481	0.8312964	n.a.	n.a.
2024-May-06 00:00	43.16409	16.51716	-26.723	-10.589	1.5091656808E+08	0.4248306	0.0000	0.0000	2.4218184	73.226591	0.8185043	n.a.	n.a.
2024-May-07 00:00	44.13224	16.79593	-26.723	-10.589	1.5095296876E+08	0.4177188	0.0000	0.0000	2.4207504	73.506065	0.8048727	n.a.	n.a.
2024-May-08 00:00	45.10279	17.07003	-26.722	-10.589	1.5098874227E+08	0.4103430	0.0000	0.0000	2.4196428	73.790835	0.7907401	n.a.	n.a.
2024-May-09 00:00	46.07571	17.33938	-26.722	-10.589	1.5102387366E+08	0.4028839	0.0000</						

2024-May-13 00:00	49.99092	18.36745	-26.720	-10.589	1.5115814431E+08	0.3748767	0.0000	/?	0.0000	2.4136479	75.290704	0.7229127	n.a.	n.a.
2024-May-14 00:00	50.97554	18.61172	-26.719	-10.589	1.5119026269E+08	0.3686620	0.0000	/?	0.0000	2.4124168	75.605157	0.7110510	n.a.	n.a.
2024-May-15 00:00	51.96245	18.85072	-26.719	-10.589	1.5122185892E+08	0.3627880	0.0000	/?	0.0000	2.4111949	75.924206	0.6998447	n.a.	n.a.
2024-May-16 00:00	52.95166	19.08439	-26.718	-10.589	1.5125296187E+08	0.3572405	0.0000	/?	0.0000	2.4099890	76.247761	0.6892645	n.a.	n.a.
2024-May-17 00:00	53.94314	19.31265	-26.718	-10.589	1.5128359859E+08	0.3520007	0.0000	/?	0.0000	2.4088047	76.575731	0.6792726	n.a.	n.a.
2024-May-18 00:00	54.93688	19.53544	-26.717	-10.589	1.5131379586E+08	0.3470476	0.0000	/?	0.0000	2.4076473	76.908026	0.6698273	n.a.	n.a.
2024-May-19 00:00	55.93285	19.75267	-26.717	-10.589	1.5134357637E+08	0.3423580	0.0000	/?	0.0000	2.4065219	77.244556	0.6608827	n.a.	n.a.
2024-May-20 00:00	56.93105	19.96428	-26.717	-10.589	1.5137296212E+08	0.3379043	0.0000	/?	0.0000	2.4054336	77.585228	0.6523843	n.a.	n.a.
2024-May-21 00:00	57.93144	20.17020	-26.716	-10.589	1.5140197202E+08	0.3336511	0.0000	/?	0.0000	2.4043874	77.929952	0.6442621	n.a.	n.a.
2024-May-22 00:00	58.93402	20.37038	-26.716	-10.589	1.5143062146E+08	0.3295513	0.0000	/?	0.0000	2.4033886	78.278636	0.6364236	n.a.	n.a.
2024-May-23 00:00	59.93876	20.56474	-26.715	-10.589	1.5145892112E+08	0.3255427	0.0000	/?	0.0000	2.4024420	78.631189	0.6287472	n.a.	n.a.
2024-May-24 00:00	60.94563	20.75323	-26.715	-10.589	1.5148687562E+08	0.3215466	0.0000	/?	0.0000	2.4015517	78.987522	0.6210785	n.a.	n.a.
2024-May-25 00:00	61.95462	20.93578	-26.714	-10.589	1.5151448202E+08	0.3174679	0.0000	/?	0.0000	2.4007205	79.347551	0.6132320	n.a.	n.a.
2024-May-26 00:00	62.96568	21.11234	-26.714	-10.589	1.5154172860E+08	0.3131991	0.0000	/?	0.0000	2.3999493	79.711191	0.6049983	n.a.	n.a.
2024-May-27 00:00	63.97880	21.28284	-26.714	-10.589	1.5156859405E+08	0.3086261	0.0000	/?	0.0000	2.3992368	80.078361	0.5961562	n.a.	n.a.
2024-May-28 00:00	64.99394	21.44724	-26.713	-10.589	1.5159504720E+08	0.3036368	0.0000	/?	0.0000	2.3985794	80.448981	0.5864880	n.a.	n.a.
2024-May-29 00:00	66.01106	21.60547	-26.713	-10.589	1.5162104755E+08	0.2981291	0.0000	/?	0.0000	2.3979708	80.822972	0.5757968	n.a.	n.a.
2024-May-30 00:00	67.03010	21.75747	-26.713	-10.589	1.5164654655E+08	0.2920196	0.0000	/?	0.0000	2.3974024	81.200251	0.5639224	n.a.	n.a.
2024-May-31 00:00	68.05103	21.90319	-26.712	-10.589	1.5167148953E+08	0.2852513	0.0000	/?	0.0000	2.3968638	81.580730	0.5507566	n.a.	n.a.
2024-Jun-01 00:00	69.07378	22.04258	-26.712	-10.589	1.5169581829E+08	0.2778007	0.0000	/?	0.0000	2.3963433	81.964315	0.5362563	n.a.	n.a.
2024-Jun-02 00:00	70.09827	22.17559	-26.712	-10.589	1.5171947424E+08	0.2696831	0.0000	/?	0.0000	2.3958287	82.350897	0.5204546	n.a.	n.a.
2024-Jun-03 00:00	71.12444	22.30215	-26.711	-10.589	1.5174240194E+08	0.2609562	0.0000	/?	0.0000	2.3953078	82.740357	0.5034660	n.a.	n.a.
2024-Jun-04 00:00	72.15219	22.42221	-26.711	-10.589	1.5176455272E+08	0.2517183	0.0000	/?	0.0000	2.3947705	83.132555	0.4854843	n.a.	n.a.
2024-Jun-05 00:00	73.18144	22.53574	-26.711	-10.589	1.5178588792E+08	0.2421010	0.0000	/?	0.0000	2.3942091	83.527339	0.4667667	n.a.	n.a.
2024-Jun-06 00:00	74.21209	22.64268	-26.710	-10.589	1.5180638119E+08	0.2322552	0.0000	/?	0.0000	2.3936195	83.925450	0.4476077	n.a.	n.a.
2024-Jun-07 00:00	75.24403	22.74300	-26.710	-10.589	1.5182601945E+08	0.2223338	0.0000	/?	0.0000	2.3930016	84.323979	0.4283046	n.a.	n.a.
2024-Jun-08 00:00	76.27717	22.83664	-26.710	-10.589	1.5184480231E+08	0.2124754	0.0000	/?	0.0000	2.3923586	84.725474	0.4091261	n.a.	n.a.
2024-Jun-09 00:00	77.31139	22.92359	-26.709	-10.589	1.5186274028E+08	0.2027923	0.0000	/?	0.0000	2.3916963	85.128842	0.3902897	n.a.	n.a.
2024-Jun-10 00:00	78.34661	23.00379	-26.709	-10.589	1.5187985226E+08	0.1933665	0.0000	/?	0.0000	2.3910217	85.533905	0.3719536	n.a.	n.a.
2024-Jun-11 00:00	79.38271	23.07724	-26.709	-10.589	1.5189616297E+08	0.1842512	0.0000	/?	0.0000	2.3903424	85.940490	0.3542204	n.a.	n.a.
2024-Jun-12 00:00	80.41960	23.14389	-26.709	-10.589	1.5191170071E+08	0.1754771	0.0000	/?	0.0000	2.3896655	86.348432	0.3371485	n.a.	n.a.
2024-Jun-13 00:00	81.45717	23.20374	-26.709	-10.589	1.5192649567E+08	0.1670590	0.0000	/?	0.0000	2.3889977	86.757567	0.3207664	n.a.	n.a.
2024-Jun-14 00:00	82.49533	23.25676	-26.708	-10.589	1.5194057892E+08	0.1590026	0.0000	/?	0.0000	2.3883449	87.167738	0.3050846	n.a.	n.a.
2024-Jun-15 00:00	83.53399	23.30294	-26.708	-10.589	1.5195398177E+08	0.1513089	0.0000	/?	0.0000	2.3877127	87.578788	0.2901047	n.a.	n.a.
2024-Jun-16 00:00	84.57305	23.34226	-26.708	-10.589	1.5196673550E+08	0.1439763	0.0000	/?	0.0000	2.3871062	87.990562	0.2758232	n.a.	n.a.
2024-Jun-17 00:00	85.61241	23.37471	-26.708	-10.589	1.5197887114E+08	0.1370000	0.0000	/?	0.0000	2.3865311	88.402909	0.2622311	n.a.	n.a.
2024-Jun-18 00:00	86.65198	23.40029	-26.708	-10.589	1.5199041908E+08	0.1303698	0.0000	/?	0.0000	2.3859930	88.815677	0.2493083	n.a.	n.a.
2024-Jun-19 00:00	87.69167	23.41899	-26.708	-10.589	1.5200140844E+08	0.1240653	0.0000	/?	0.0000	2.3854984	89.228721	0.2370147	n.a.	n.a.
2024-Jun-20 00:00	88.73140	23.43082	-26.707	-10.589	1.5201186590E+08	0.1180496	0.0000	/?	0.0000	2.3850540	89.641895	0.2252788	n.a.	n.a.
2024-Jun-21 00:00	89.77108	23.43577	-26.707	-10.589	1.5202181407E+08	0.1122642	0.0000	/?	0.0000	2.3846663	90.055064	0.2139857	n.a.	n.a.
2024-Jun-22 00:00	90.81063	23.43384	-26.707	-10.589	1.5203126937E+08	0.1066243	0.0000	/?	0.0000	2.3843416	90.468096	0.2029702	n.a.	n.a.
2024-Jun-23 00:00	91.84997	23.42503	-26.707	-10.589	1.5204023978E+08	0.1010193	0.0000	/?	0.0000	2.3840840	90.880866	0.1920163	n.a.	n.a.
2024-Jun-24 00:00	92.88902	23.40937	-26.707	-10.589	1.5204872277E+08	0.0953185	0.0000	/?	0.0000	2.3838956	91.293256	0.1808687	n.a.	n.a.
2024-Jun-25 00:00	93.92770	23.38684	-26.707	-10.589	1.5205670401E+08	0.0893816	0.0000	/?	0.0000	2.3837749	91.705151	0.1692544	n.a.	n.a.
2024-Jun-26 00:00	94.96593	23.35746	-26.707	-10.589	1.5206415722E+08	0.0830741	0.0000	/?	0.0000	2.3837172	92.116436	0.1569111	n.a.	n.a.
2024-Jun-27 00:00	96.00364	23.32125	-26.707	-10.589	1.5207104519E+08	0.0762808	0.0000	/?	0.0000	2.3837144	92.526995	0.1436152	n.a.	n.a.
2024-Jun-28 00:00	97.04074	23.27822	-26.706	-10.589	1.5207732209E+08	0.0689180	0.0000	/?	0.0000	2.3837561	92.936705	0.1292045	n.a.	n.a.
2024-Jun-29 00:00	98.07715	23.22837	-26.706	-10.589	1.5208293646E+08	0.0609400	0.0000	/?	0.0000	2.3838304	93.345438	0.1135911	n.a.	n.a.
2024-Jun-30 00:00	99.11276	23.17173	-26.706	-10.589	1.5208783462E+08	0.0523414	0.0000	/?	0.0000	2.3839250	93.753053	0.0967656	n.a.	n.a.
2024-Jul-01 00:00	100.14749	23.10833	-26.706	-10.589	1.5209196411E+08	0.0431554	0.0000	/?	0.0000	2.3840277	94.159399	0.0787938	n.a.	n.a.
2024-Jul-02 00:00	101.18123	23.03817	-26.706	-10.589	1.5209527688E+08	0.0334498	0.0000	/?	0.0000	2.3841282	94.564315	0.0598090	n.a.	n.a.
2024-Jul-03 00:00	102.21389	22.96130	-26.706	-10.589	1.5209773203E+08	0.0233209	0.0000	/?	0.0000	2.3842176	94.967633	0.0399994	n.a.	n.a.
2024-Jul-04 00:00	103.24536	22.87775	-26.706	-10.589	1.5209929789E+08	0.0128850	0.0000	/?	0.0000	2.3842899	95.369176	0.0195921	n.a.	n.a.
2024-Jul-05 00:00	104.27553	22.78754	-26.706	-10.589	1.5209995335E+08	0.0022683	0.0000	/?	0.0000	2.3843416	95.768767	-0.001167	n.a.	n.a.
2024-Jul-06 00:00	105.30432	22.69071	-26.706	-10.589	1.5209968828E+08	-0.0084035	0.0000	/?	0.0000	2.3843722	96.166228	-0.022033	n.a.	n.a.
2024-Jul-07 00:00	106.33160	22.58731	-26.706	-10.589	1.5209850299E+08	-0.0190148	0.0000	/?	0.0000	2.3843833	96.561386	-0.042780	n.a.	n.a.
2024-Jul-08 00:00	107.35730	22.47739	-26.706	-10.589	1.5209640712E+08	-0.0294670	0.0000	/?	0.0000	2.3843786	96.954478	-0.063218	n.a.	n.a.
2024-Jul-09 00:00	108.38132	22.36098	-26.706	-10.589	1.5209341798E+08	-0.0396810	0.0000	/?	0.0000	2.3843630	97.344105	-0.083190	n.a.	n.a.
2024-Jul-10 00:00	109.40357	22.23814	-26.706	-10.589	1.5208955884E+08	-0.0495973	0.0000	/?	0.0000	2.3843419	97.731441	-0.102583	n.a.	n.a.
2024-Jul-11 00:00	110.42397	22.10891	-26.706	-10.589	1.5208485740E+08	-0.0591725	0.0000	/?	0.0000	2.3843206	98.115827	-0.121310	n.a.	n.a.
2024-Jul-12 00:00	111.44245	21.97336	-26.706	-10.589	1.5207934457E+08	-0.0683751	0.0000	/?	0.0000	2.3843046	98.497171	-0.139311	n.a.	n.a.
2024-Jul-13 00:00	112.45894	21.83154	-26.706	-10.589	1.5207305362E+08	-0.0771811	0.0000	/?	0.0000	2.3842989	98.875348	-0.156538	n.a.	n.a.
2024-Jul-14 00:00	113.47337	21.68351	-26.707	-10.589	1.5206601968E+08	-0.0855704	0.0000	/?	0.0000	2.3843085	99.250241	-0.172951	n.a.	n.a.
2024-Jul-15 00:00	114.48569	21.52932	-26.707	-10.589	1.5205827956E+08	-0.0935254	0.0000	/?	0.0000	2.3843385	99.621734	-0.188515	n.a.	n.a.
2024-Jul-16 00:00	115.49583	21.36905	-26.707	-10.589	1.5204987143E+08	-0.1010313	0.0000	/?	0.0000	2.3843946	99.989720	-0.203201	n.a.	n.a.
2024-Jul-17 00:00	1													

2024-Aug-07 00:00	137.12085	16.43466	-26.712	-10.589	1.5171818556E+08	-0.2654565	0.0000	?	0.0000	2.3962101	107.04346	-0.523362	n.a.	n.a.
2024-Aug-08 00:00	138.07552	16.15310	-26.712	-10.589	1.5169486505E+08	-0.2743175	0.0000	?	0.0000	2.3968289	107.30963	-0.540588	n.a.	n.a.
2024-Aug-09 00:00	139.02770	15.86722	-26.712	-10.589	1.5167079329E+08	-0.2828386	0.0000	?	0.0000	2.3974414	107.57046	-0.557152	n.a.	n.a.
2024-Aug-10 00:00	139.97741	15.57712	-26.713	-10.589	1.5164600162E+08	-0.2909750	0.0000	?	0.0000	2.3980516	107.82590	-0.572965	n.a.	n.a.
2024-Aug-11 00:00	140.92466	15.28288	-26.713	-10.589	1.5162052503E+08	-0.2986870	0.0000	?	0.0000	2.3986636	108.07592	-0.587951	n.a.	n.a.
2024-Aug-12 00:00	141.86949	14.98460	-26.713	-10.589	1.5159440178E+08	-0.3059377	0.0000	?	0.0000	2.3992817	108.32047	-0.602036	n.a.	n.a.
2024-Aug-13 00:00	142.81191	14.68237	-26.714	-10.589	1.5156767330E+08	-0.3126914	0.0000	?	0.0000	2.3999108	108.55953	-0.615149	n.a.	n.a.
2024-Aug-14 00:00	143.75196	14.37626	-26.714	-10.589	1.5154038399E+08	-0.3189146	0.0000	?	0.0000	2.4005564	108.79307	-0.627224	n.a.	n.a.
2024-Aug-15 00:00	144.68969	14.06639	-26.715	-10.589	1.5151258094E+08	-0.3245798	0.0000	?	0.0000	2.4012254	109.02108	-0.638206	n.a.	n.a.
2024-Aug-16 00:00	145.62514	13.75281	-26.715	-10.589	1.5148431312E+08	-0.3296723	0.0000	?	0.0000	2.4019261	109.24353	-0.648063	n.a.	n.a.
2024-Aug-17 00:00	146.55834	13.43564	-26.715	-10.589	1.5145562979E+08	-0.3342023	0.0000	?	0.0000	2.4026681	109.46043	-0.656813	n.a.	n.a.
2024-Aug-18 00:00	147.48938	13.11494	-26.716	-10.589	1.5142657786E+08	-0.3382166	0.0000	?	0.0000	2.4034620	109.67177	-0.664544	n.a.	n.a.
2024-Aug-19 00:00	148.41829	12.79081	-26.716	-10.589	1.5139719814E+08	-0.3418099	0.0000	?	0.0000	2.4043180	109.87758	-0.671437	n.a.	n.a.
2024-Aug-20 00:00	149.34516	12.46332	-26.717	-10.589	1.5136752112E+08	-0.3451264	0.0000	?	0.0000	2.4052439	110.07785	-0.677770	n.a.	n.a.
2024-Aug-21 00:00	150.27004	12.13255	-26.717	-10.589	1.5133756307E+08	-0.3483473	0.0000	?	0.0000	2.4062432	110.27260	-0.683896	n.a.	n.a.
2024-Aug-22 00:00	151.19302	11.79857	-26.717	-10.589	1.5130732387E+08	-0.3516661	0.0000	?	0.0000	2.4073142	110.46182	-0.690191	n.a.	n.a.
2024-Aug-23 00:00	152.11417	11.46148	-26.718	-10.589	1.5127678728E+08	-0.3552570	0.0000	?	0.0000	2.4084493	110.64553	-0.696996	n.a.	n.a.
2024-Aug-24 00:00	153.03356	11.12134	-26.718	-10.589	1.5124592382E+08	-0.3592499	0.0000	?	0.0000	2.4096372	110.82368	-0.704565	n.a.	n.a.
2024-Aug-25 00:00	153.95125	10.77824	-26.719	-10.589	1.5121469515E+08	-0.3637182	0.0000	?	0.0000	2.4108644	110.99624	-0.713045	n.a.	n.a.
2024-Aug-26 00:00	154.86732	10.43226	-26.719	-10.589	1.5118305900E+08	-0.3686817	0.0000	?	0.0000	2.4121173	111.16318	-0.722477	n.a.	n.a.
2024-Aug-27 00:00	155.78181	10.08349	-26.720	-10.589	1.5115097331E+08	-0.3741176	0.0000	?	0.0000	2.4133840	111.32445	-0.732820	n.a.	n.a.
2024-Aug-28 00:00	156.69480	9.73202	-26.720	-10.589	1.5111839935E+08	-0.3799741	0.0000	?	0.0000	2.4146541	111.48000	-0.743974	n.a.	n.a.
2024-Aug-29 00:00	157.60634	9.37793	-26.721	-10.589	1.5108530365E+08	-0.3861821	0.0000	?	0.0000	2.4159195	111.62978	-0.755809	n.a.	n.a.
2024-Aug-30 00:00	158.51648	9.02133	-26.721	-10.589	1.5105165920E+08	-0.3926634	0.0000	?	0.0000	2.4171740	111.77374	-0.768173	n.a.	n.a.
2024-Sep-01 00:00	159.42529	8.66229	-26.722	-10.589	1.5101744591E+08	-0.3993356	0.0000	?	0.0000	2.4184130	111.91185	-0.780908	n.a.	n.a.
2024-Sep-01 00:00	160.33282	8.30092	-26.722	-10.589	1.5098265091E+08	-0.4066152	0.0000	?	0.0000	2.4196332	112.04406	-0.793854	n.a.	n.a.
2024-Sep-02 00:00	161.23912	7.93732	-26.723	-10.589	1.5094726850E+08	-0.4129193	0.0000	?	0.0000	2.4208327	112.17034	-0.806850	n.a.	n.a.
2024-Sep-03 00:00	162.14426	7.57157	-26.723	-10.589	1.5091130006E+08	-0.4196678	0.0000	?	0.0000	2.4220107	112.29067	-0.819742	n.a.	n.a.
2024-Sep-04 00:00	163.04829	7.20378	-26.724	-10.589	1.5087475371E+08	-0.4262842	0.0000	?	0.0000	2.4231673	112.40501	-0.832382	n.a.	n.a.
2024-Sep-05 00:00	163.95129	6.83404	-26.724	-10.589	1.5083764401E+08	-0.4326971	0.0000	?	0.0000	2.4243035	112.51336	-0.844632	n.a.	n.a.
2024-Sep-06 00:00	164.85330	6.46244	-26.725	-10.589	1.5079999141E+08	-0.4388409	0.0000	?	0.0000	2.4254211	112.61568	-0.856364	n.a.	n.a.
2024-Sep-07 00:00	165.75439	6.08909	-26.725	-10.589	1.5076182180E+08	-0.4446552	0.0000	?	0.0000	2.4265222	112.71199	-0.867462	n.a.	n.a.
2024-Sep-08 00:00	166.65464	5.71409	-26.726	-10.589	1.5072316607E+08	-0.4500844	0.0000	?	0.0000	2.4276097	112.80225	-0.877817	n.a.	n.a.
2024-Sep-09 00:00	167.55411	5.33751	-26.726	-10.589	1.5068405982E+08	-0.4550756	0.0000	?	0.0000	2.4286866	112.88648	-0.887326	n.a.	n.a.
2024-Sep-10 00:00	168.45287	4.95947	-26.727	-10.589	1.5064454312E+08	-0.4595770	0.0000	?	0.0000	2.4297567	112.96468	-0.895888	n.a.	n.a.
2024-Sep-11 00:00	169.35100	4.58006	-26.728	-10.589	1.5060466048E+08	-0.4635378	0.0000	?	0.0000	2.4308242	113.03684	-0.903044	n.a.	n.a.
2024-Sep-12 00:00	170.24858	4.19936	-26.728	-10.589	1.5056446078E+08	-0.4669084	0.0000	?	0.0000	2.4318948	113.10296	-0.909775	n.a.	n.a.
2024-Sep-13 00:00	171.14567	3.81748	-26.729	-10.589	1.5052399698E+08	-0.4696449	0.0000	?	0.0000	2.4329755	113.16308	-0.914914	n.a.	n.a.
2024-Sep-14 00:00	172.04238	3.43451	-26.729	-10.589	1.5048332527E+08	-0.4717179	0.0000	?	0.0000	2.4340753	113.21719	-0.918762	n.a.	n.a.
2024-Sep-15 00:00	172.93877	3.05052	-26.730	-10.589	1.5044250334E+08	-0.4731251	0.0000	?	0.0000	2.4352050	113.26532	-0.921310	n.a.	n.a.
2024-Sep-16 00:00	173.83496	2.66562	-26.730	-10.589	1.5040158731E+08	-0.4739073	0.0000	?	0.0000	2.4363767	113.30749	-0.922633	n.a.	n.a.
2024-Sep-17 00:00	174.73102	2.27988	-26.731	-10.589	1.5036062741E+08	-0.4741615	0.0000	?	0.0000	2.4376022	113.34373	-0.922915	n.a.	n.a.
2024-Sep-18 00:00	175.62707	1.89339	-26.732	-10.589	1.5031966298E+08	-0.4744025	0.0000	?	0.0000	2.4388908	113.37406	-0.922451	n.a.	n.a.
2024-Sep-19 00:00	176.52320	1.50623	-26.732	-10.589	1.5027871794E+08	-0.4737478	0.0000	?	0.0000	2.4402468	113.39848	-0.921623	n.a.	n.a.
2024-Sep-20 00:00	177.41952	1.11848	-26.733	-10.589	1.5023779837E+08	-0.4734864	0.0000	?	0.0000	2.4416683	113.41699	-0.920836	n.a.	n.a.
2024-Sep-21 00:00	178.31614	0.73023	-26.733	-10.589	1.5019689317E+08	-0.4734423	0.0000	?	0.0000	2.4431473	113.42958	-0.920448	n.a.	n.a.
2024-Sep-22 00:00	179.21316	0.34155	-26.734	-10.589	1.5015597742E+08	-0.4737474	0.0000	?	0.0000	2.4446718	113.43620	-0.920178	n.a.	n.a.
2024-Sep-23 00:00	180.11066	-0.04746	-26.735	-10.589	1.5011501747E+08	-0.4744721	0.0000	?	0.0000	2.4462281	113.43682	-0.921786	n.a.	n.a.
2024-Sep-24 00:00	181.00875	-0.43672	-26.735	-10.589	1.5007397606E+08	-0.4756320	0.0000	?	0.0000	2.4478028	113.43139	-0.923688	n.a.	n.a.
2024-Sep-25 00:00	181.90750	-0.82613	-26.736	-10.589	1.5003281639E+08	-0.4772033	0.0000	?	0.0000	2.4493844	113.41987	-0.926380	n.a.	n.a.
2024-Sep-26 00:00	182.80701	-1.21560	-26.736	-10.589	1.4999150485E+08	-0.4791380	0.0000	?	0.0000	2.4509633	113.40223	-0.929773	n.a.	n.a.
2024-Sep-27 00:00	183.70736	-1.60502	-26.737	-10.589	1.4995001258E+08	-0.4813763	0.0000	?	0.0000	2.4525321	113.37842	-0.933754	n.a.	n.a.
2024-Sep-28 00:00	184.60861	-1.99431	-26.738	-10.589	1.4990831614E+08	-0.4838536	0.0000	?	0.0000	2.4540849	113.34841	-0.938200	n.a.	n.a.
2024-Sep-29 00:00	185.51086	-2.38335	-26.738	-10.589	1.4986639770E+08	-0.4865040	0.0000	?	0.0000	2.4556171	113.31218	-0.942987	n.a.	n.a.
2024-Sep-30 00:00	186.41417	-2.77204	-26.739	-10.589	1.4982424515E+08	-0.4892616	0.0000	?	0.0000	2.4571250	113.26970	-0.947987	n.a.	n.a.
2024-Oct-01 00:00	187.31863	-3.16029	-26.739	-10.589	1.4978185211E+08	-0.4920600	0.0000	?	0.0000	2.4586059	113.22096	-0.953075	n.a.	n.a.
2024-Oct-02 00:00	188.22430	-3.54798	-26.740	-10.589	1.4973921794E+08	-0.4948320	0.0000	?	0.0000	2.4600576	113.16593	-0.958121	n.a.	n.a.
2024-Oct-03 00:00	189.13126	-3.93501	-26.741	-10.589	1.4969634785E+08	-0.4975099	0.0000	?	0.0000	2.4614787	113.10460	-0.962998	n.a.	n.a.
2024-Oct-04 00:00	190.03958	-4.32128	-26.741	-10.589	1.4965325291E+08	-0.5000256	0.0000	?	0.0000	2.4628686	113.03697	-0.967573	n.a.	n.a.
2024-Oct-05 00:00	190.94934	-4.70668	-26.742	-10.589	1.4960995006E+08	-0.5023113	0.0000	?	0.0000	2.4642274	112.96303	-0.971717	n.a.	n.a.
2024-Oct-06 00:00	191.86060	-5.09110	-26.743	-10.589	1.4956646207E+08	-0.5043001	0.0000	?	0.0000	2.4655559	112.88279	-0.975302	n.a.	n.a.
2024-Oct-07 00:00	192.77343	-5.47444	-26.743	-10.589	1.4952281745E+08	-0.5059260	0.0000	?	0.0000	2.4668557	112.79624	-0.978200	n.a.	n.a.
2024-Oct-08 00:00	193.68792	-5.85659	-26.744	-10.589	1.4947905038E+08	-0.5071238	0.0000	?	0.0000	2.4681290	112.70339	-0.980286	n.a.	n.a.
2024-Oct-09 00:00	194.60413	-6.23744	-26.744	-10.589	1.4943520064E+08	-0.5078289	0.0000	?	0.0000	2.4693791	112.60426	-0.981434	n.a.	n.a.
2024-Oct-10 00:00	195.52213	-6.61689	-26.745	-10.589	1.4939131359E+08	-0.5079769	0.0000	?	0.0000	2.4706102	112.49886	-0.981520	n.a.	n.a.
2024-Oct-11 00:00	196.44200	-6.99483	-26.746	-10.589	1.4934744007E+08	-0.5075059	0.0000	?	0.0000	2.47				

2024-Nov-01 00:00	216.33359	-14.40400	-26.758	-10.589	1.4848582742E+08	-0.4477060	0.0000	0.0000	2.5017920	108.60795	-0.860255	n.a.	n.a.
2024-Nov-02 00:00	217.31398	-14.72272	-26.759	-10.589	1.4844721755E+08	-0.4460215	0.0000	0.0000	2.5030957	108.35910	-0.856820	n.a.	n.a.
2024-Nov-03 00:00	218.29773	-15.03745	-26.759	-10.589	1.4840875931E+08	-0.4441837	0.0000	0.0000	2.5043535	108.10407	-0.853109	n.a.	n.a.
2024-Nov-04 00:00	219.28485	-15.34808	-26.760	-10.589	1.4837046916E+08	-0.4421180	0.0000	0.0000	2.5055650	107.84292	-0.848980	n.a.	n.a.
2024-Nov-05 00:00	220.27536	-15.65450	-26.761	-10.589	1.4833237013E+08	-0.4397465	0.0000	0.0000	2.5067306	107.57570	-0.844284	n.a.	n.a.
2024-Nov-06 00:00	221.26929	-15.95659	-26.761	-10.589	1.4829449204E+08	-0.4369904	0.0000	0.0000	2.5078521	107.30247	-0.838870	n.a.	n.a.
2024-Nov-07 00:00	222.26663	-16.25422	-26.762	-10.589	1.4825687154E+08	-0.4337708	0.0000	0.0000	2.5089325	107.02320	-0.832588	n.a.	n.a.
2024-Nov-08 00:00	223.26740	-16.54729	-26.762	-10.589	1.4821955200E+08	-0.4300114	0.0000	0.0000	2.5099762	106.73825	-0.825289	n.a.	n.a.
2024-Nov-09 00:00	224.27161	-16.83569	-26.763	-10.589	1.4818258317E+08	-0.4256413	0.0000	0.0000	2.5109895	106.44741	-0.818377	n.a.	n.a.
2024-Nov-10 00:00	225.27926	-17.11930	-26.763	-10.589	1.4814602052E+08	-0.4206006	0.0000	0.0000	2.5119805	106.15086	-0.808115	n.a.	n.a.
2024-Nov-11 00:00	226.29035	-17.39801	-26.764	-10.589	1.4810992387E+08	-0.4148498	0.0000	0.0000	2.5129596	105.84866	-0.796045	n.a.	n.a.
2024-Nov-12 00:00	227.30491	-17.67171	-26.764	-10.589	1.4807435516E+08	-0.4083821	0.0000	0.0000	2.5139388	105.54091	-0.783610	n.a.	n.a.
2024-Nov-13 00:00	228.32292	-17.94030	-26.765	-10.589	1.4803937502E+08	-0.4012365	0.0000	0.0000	2.5149313	105.22768	-0.769881	n.a.	n.a.
2024-Nov-14 00:00	229.34441	-18.20369	-26.765	-10.589	1.4800503834E+08	-0.3935079	0.0000	0.0000	2.5159497	104.90903	-0.755036	n.a.	n.a.
2024-Nov-15 00:00	230.36938	-18.46176	-26.766	-10.589	1.4797138941E+08	-0.3853447	0.0000	0.0000	2.5170041	104.58502	-0.739534	n.a.	n.a.
2024-Nov-16 00:00	231.39784	-18.71442	-26.766	-10.589	1.4793845794E+08	-0.3769328	0.0000	0.0000	2.5180994	104.25570	-0.723190	n.a.	n.a.
2024-Nov-17 00:00	232.42980	-18.96157	-26.767	-10.589	1.4790625695E+08	-0.3684669	0.0000	0.0000	2.5192353	103.92110	-0.706916	n.a.	n.a.
2024-Nov-18 00:00	233.46526	-19.20310	-26.767	-10.589	1.4787478393E+08	-0.3601199	0.0000	0.0000	2.5204058	103.58128	-0.690863	n.a.	n.a.
2024-Nov-19 00:00	234.50422	-19.43893	-26.768	-10.589	1.4784402103E+08	-0.3520214	0.0000	0.0000	2.5216012	103.23627	-0.675281	n.a.	n.a.
2024-Nov-20 00:00	235.54665	-19.66894	-26.768	-10.589	1.4781394461E+08	-0.3442508	0.0000	0.0000	2.5228105	102.88612	-0.660324	n.a.	n.a.
2024-Nov-21 00:00	236.59255	-19.89304	-26.769	-10.589	1.4778452401E+08	-0.3368433	0.0000	0.0000	2.5240224	102.53091	-0.646602	n.a.	n.a.
2024-Nov-22 00:00	237.64187	-20.11113	-26.769	-10.589	1.4775572754E+08	-0.3298015	0.0000	0.0000	2.5252271	102.17070	-0.632502	n.a.	n.a.
2024-Nov-23 00:00	238.69457	-20.32309	-26.769	-10.589	1.4772752423E+08	-0.3231090	0.0000	0.0000	2.5264163	101.80558	-0.619614	n.a.	n.a.
2024-Nov-24 00:00	239.75061	-20.52884	-26.770	-10.589	1.4769988499E+08	-0.3167397	0.0000	0.0000	2.5275829	101.43565	-0.607351	n.a.	n.a.
2024-Nov-25 00:00	240.80994	-20.72828	-26.770	-10.589	1.4767278316E+08	-0.3106639	0.0000	0.0000	2.5287213	101.06102	-0.595656	n.a.	n.a.
2024-Nov-26 00:00	241.87248	-20.92129	-26.771	-10.589	1.4764619468E+08	-0.3044854	0.0000	0.0000	2.5298262	100.68180	-0.584473	n.a.	n.a.
2024-Nov-27 00:00	242.93818	-21.10780	-26.771	-10.589	1.4762009817E+08	-0.2992704	0.0000	0.0000	2.5308928	100.29810	-0.573742	n.a.	n.a.
2024-Nov-28 00:00	244.00695	-21.28770	-26.771	-10.589	1.4759447508E+08	-0.2938863	0.0000	0.0000	2.5319164	99.910070	-0.563396	n.a.	n.a.
2024-Nov-29 00:00	245.07872	-21.46091	-26.772	-10.589	1.4756931012E+08	-0.2886581	0.0000	0.0000	2.5328924	99.517832	-0.553360	n.a.	n.a.
2024-Nov-30 00:00	246.15339	-21.62733	-26.772	-10.589	1.4754459191E+08	-0.2835358	0.0000	0.0000	2.5338165	99.121534	-0.543539	n.a.	n.a.
2024-Dec-01 00:00	247.23087	-21.78688	-26.772	-10.589	1.4752031384E+08	-0.2784582	0.0000	0.0000	2.5346846	98.721332	-0.533816	n.a.	n.a.
2024-Dec-02 00:00	248.31105	-21.93947	-26.773	-10.589	1.4749647515E+08	-0.2733517	0.0000	0.0000	2.5354936	98.317390	-0.524053	n.a.	n.a.
2024-Dec-03 00:00	249.39384	-22.08503	-26.773	-10.589	1.4747308193E+08	-0.2683136	0.0000	0.0000	2.5362415	97.909881	-0.514087	n.a.	n.a.
2024-Dec-04 00:00	250.47911	-22.22347	-26.774	-10.589	1.4745014796E+08	-0.2627047	0.0000	0.0000	2.5369277	97.498987	-0.503743	n.a.	n.a.
2024-Dec-05 00:00	251.56676	-22.35472	-26.774	-10.589	1.4742769532E+08	-0.2569735	0.0000	0.0000	2.5375538	97.084897	-0.492834	n.a.	n.a.
2024-Dec-06 00:00	252.65665	-22.47872	-26.774	-10.589	1.4740575448E+08	-0.2508417	0.0000	0.0000	2.5381229	96.667801	-0.481177	n.a.	n.a.
2024-Dec-07 00:00	253.74868	-22.59541	-26.774	-10.589	1.4738436403E+08	-0.2442190	0.0000	0.0000	2.5386407	96.247896	-0.468600	n.a.	n.a.
2024-Dec-08 00:00	254.84272	-22.70471	-26.775	-10.589	1.4736356984E+08	-0.2370276	0.0000	0.0000	2.5391144	95.825375	-0.454951	n.a.	n.a.
2024-Dec-09 00:00	255.93864	-22.80657	-26.775	-10.589	1.4734342376E+08	-0.2292083	0.0000	0.0000	2.5395537	95.400430	-0.440119	n.a.	n.a.
2024-Dec-10 00:00	257.03632	-22.90095	-26.775	-10.589	1.4732398169E+08	-0.2207286	0.0000	0.0000	2.5399696	94.973249	-0.424037	n.a.	n.a.
2024-Dec-11 00:00	258.13565	-22.98779	-26.776	-10.589	1.4730530086E+08	-0.2115909	0.0000	0.0000	2.5403746	94.544012	-0.406710	n.a.	n.a.
2024-Dec-12 00:00	259.23651	-23.06705	-26.776	-10.589	1.4728743647E+08	-0.2018407	0.0000	0.0000	2.5407813	94.112889	-0.388221	n.a.	n.a.
2024-Dec-13 00:00	260.33878	-23.13870	-26.776	-10.589	1.4727043782E+08	-0.1915699	0.0000	0.0000	2.5412015	93.680045	-0.368742	n.a.	n.a.
2024-Dec-14 00:00	261.44235	-23.20269	-26.776	-10.589	1.4725434437E+08	-0.1809123	0.0000	0.0000	2.5416442	93.245632	-0.348528	n.a.	n.a.
2024-Dec-15 00:00	262.54712	-23.25900	-26.777	-10.589	1.4723918267E+08	-0.1701296	0.0000	0.0000	2.5421144	92.809802	-0.327885	n.a.	n.a.
2024-Dec-16 00:00	263.65296	-23.30759	-26.777	-10.589	1.4722496486E+08	-0.1590904	0.0000	0.0000	2.5426126	92.372700	-0.307132	n.a.	n.a.
2024-Dec-17 00:00	264.75977	-23.34844	-26.777	-10.589	1.4721168902E+08	-0.1482481	0.0000	0.0000	2.5431349	91.934477	-0.286563	n.a.	n.a.
2024-Dec-18 00:00	265.86743	-23.38151	-26.777	-10.589	1.4719934123E+08	-0.1376252	0.0000	0.0000	2.5436743	91.495291	-0.266411	n.a.	n.a.
2024-Dec-19 00:00	266.97581	-23.40680	-26.777	-10.589	1.4718789858E+08	-0.1273068	0.0000	0.0000	2.5442223	91.053070	-0.246838	n.a.	n.a.
2024-Dec-20 00:00	268.08479	-23.42427	-26.778	-10.589	1.4717733238E+08	-0.1173429	0.0000	0.0000	2.5447699	90.614698	-0.227941	n.a.	n.a.
2024-Dec-21 00:00	269.19423	-23.43392	-26.778	-10.589	1.4716761083E+08	-0.1077568	0.0000	0.0000	2.5453087	90.173647	-0.209763	n.a.	n.a.
2024-Dec-22 00:00	270.30400	-23.43573	-26.778	-10.589	1.4715870097E+08	-0.0985536	0.0000	0.0000	2.5458314	89.732341	-0.192316	n.a.	n.a.
2024-Dec-23 00:00	271.41396	-23.42970	-26.778	-10.589	1.4715056987E+08	-0.0897287	0.0000	0.0000	2.5463316	89.290973	-0.175590	n.a.	n.a.
2024-Dec-24 00:00	272.52397	-23.41582	-26.778	-10.589	1.4714318520E+08	-0.0812734	0.0000	0.0000	2.5468036	88.849738	-0.159569	n.a.	n.a.
2024-Dec-25 00:00	273.63387	-23.39409	-26.778	-10.589	1.4713651549E+08	-0.0731769	0.0000	0.0000	2.5472423	88.408836	-0.144232	n.a.	n.a.
2024-Dec-26 00:00	274.74353	-23.36453	-26.778	-10.589	1.4713053025E+08	-0.0654269	0.0000	0.0000	2.5476424	87.968467	-0.129556	n.a.	n.a.
2024-Dec-27 00:00	275.85279	-23.32713	-26.778	-10.589	1.4712520021E+08	-0.0580069	0.0000	0.0000	2.5479986	87.528835	-0.115508	n.a.	n.a.
2024-Dec-28 00:00	276.96151	-23.28192	-26.778	-10.589	1.4712049784E+08	-0.0508923	0.0000	0.0000	2.5483053	87.090145	-0.102043	n.a.	n.a.
2024-Dec-29 00:00	278.06953	-23.22891	-26.778	-10.589	1.4711639829E+08	-0.0440454	0.0000	0.0000	2.5485564	86.652608	-0.089088	n.a.	n.a.
2024-Dec-30 00:00	279.17670	-23.16813	-26.778	-10.589	1.4711288066E+08	-0.0374109	0.0000	0.0000	2.5487463	86.216438	-0.076537	n.a.	n.a.
2024-Dec-31 00:00	280.28287	-23.09960	-26.779	-10.589	1.4710992975E+08	-0.0309122	0.0000	0.0000	2.5488697	85.781854	-0.064246	n.a.	n.a.
2025-Jan-01 00:00	281.38789	-23.02336	-26.779	-10.589	1.4710753789E+08	-0.0244525	0.0000	0.0000	2.5489231	85.349078	-0.052030	n.a.	n.a.
2025-Jan-02 00:00	282.49160	-22.93946	-26.779	-10.589	1.4710570652E+08	-0.0179177	0.0000	0.0000	2.5489048	84.918333	-0.039673	n.a.	n.a.
2025-Jan-03 00:00	283.59386	-22.84792	-26.779	-10.589	1.4710444738E+08	-0.0111859	0.0000	0.0000	2.5488159	84.489337	-0.026943	n.a.	n.a.
2025-Jan-04 00:00	284.69452	-22.74881	-26.779	-10.589	1.4710378276E+08	-0.0041366	0.0000	0.0000	2.5486605	84.063805	-0.013611	n.a.	n.a.
2025-Jan-05 00:00	285.79344	-22.64218	-26.779	-10.589	1.4710374481E+08	0.0033369	0.0000	0.0000	2.5484457	83.640437	0.0005243	n.a.	n.a.
2025-Jan-06 00:00	286.89050	-22.52808	-26.779	-10.589	1.4710437404E+08	0.0113190	0.0000	0.0000	2.5481807	83.219923	0.0156249	n.a.	n.a.
2025-Jan-07 00:00	287.98556	-22.40657	-										

2025-Jan-26 00:00	308.30172	-18.78771	-26.776	-10.589	1.4729666180E+08	0.2017049	0.0000	0.0000	2.5421150	75.614010	0.3761818	n.a.	n.a.
2025-Jan-27 00:00	309.34101	-18.53421	-26.776	-10.589	1.4731436218E+08	0.2079563	0.0000	0.0000	2.5416469	75.282752	0.3880450	n.a.	n.a.
2025-Jan-28 00:00	310.37697	-18.27508	-26.775	-10.589	1.4733258535E+08	0.2138166	0.0000	0.0000	2.5411214	74.956974	0.3991770	n.a.	n.a.
2025-Jan-29 00:00	311.40959	-18.01045	-26.775	-10.589	1.47351300662E+08	0.2193630	0.0000	0.0000	2.5405312	74.636791	0.4097255	n.a.	n.a.
2025-Jan-30 00:00	312.43882	-17.74041	-26.775	-10.589	1.4737048538E+08	0.2247054	0.0000	0.0000	2.5398704	74.322314	0.4199004	n.a.	n.a.
2025-Jan-31 00:00	313.46464	-17.46510	-26.774	-10.589	1.4739012779E+08	0.2299817	0.0000	0.0000	2.5391361	74.013652	0.4299642	n.a.	n.a.
2025-Feb-01 00:00	314.48702	-17.18463	-26.774	-10.589	1.4741022871E+08	0.2353444	0.0000	0.0000	2.5383290	73.710901	0.4402065	n.a.	n.a.
2025-Feb-02 00:00	315.50594	-16.89912	-26.774	-10.589	1.4743080211E+08	0.2409424	0.0000	0.0000	2.5374540	73.414146	0.4509092	n.a.	n.a.
2025-Feb-03 00:00	316.52140	-16.60869	-26.774	-10.589	1.4745187401E+08	0.2469021	0.0000	0.0000	2.5365197	73.123452	0.4623115	n.a.	n.a.
2025-Feb-04 00:00	317.53338	-16.31346	-26.773	-10.589	1.4747347986E+08	0.2533140	0.0000	0.0000	2.5355375	72.838866	0.4745839	n.a.	n.a.
2025-Feb-05 00:00	318.54189	-16.01355	-26.773	-10.589	1.4749566113E+08	0.2602266	0.0000	0.0000	2.5345200	72.560419	0.4878167	n.a.	n.a.
2025-Feb-06 00:00	319.54695	-15.70908	-26.773	-10.589	1.4751846165E+08	0.2676466	0.0000	0.0000	2.5334802	72.288132	0.5020214	n.a.	n.a.
2025-Feb-07 00:00	320.54857	-15.40016	-26.772	-10.589	1.4754192424E+08	0.2755443	0.0000	0.0000	2.5324300	72.022017	0.5171395	n.a.	n.a.
2025-Feb-08 00:00	321.54680	-15.08692	-26.772	-10.589	1.4756608776E+08	0.2838598	0.0000	0.0000	2.5313801	71.762080	0.5330557	n.a.	n.a.
2025-Feb-09 00:00	322.54165	-14.76945	-26.771	-10.589	1.4759098486E+08	0.2925097	0.0000	0.0000	2.5303392	71.508325	0.5496102	n.a.	n.a.
2025-Feb-10 00:00	323.53319	-14.44788	-26.771	-10.589	1.4761664022E+08	0.3013946	0.0000	0.0000	2.5293137	71.260757	0.5666121	n.a.	n.a.
2025-Feb-11 00:00	324.52144	-14.12232	-26.771	-10.589	1.4764306946E+08	0.3104053	0.0000	0.0000	2.5283082	71.019380	0.5838533	n.a.	n.a.
2025-Feb-12 00:00	325.50648	-13.79287	-26.770	-10.589	1.4767027867E+08	0.3194309	0.0000	0.0000	2.5273244	70.784202	0.6011218	n.a.	n.a.
2025-Feb-13 00:00	326.48834	-13.45964	-26.770	-10.589	1.4769826448E+08	0.3283652	0.0000	0.0000	2.5263624	70.555232	0.6182151	n.a.	n.a.
2025-Feb-14 00:00	327.46709	-13.12275	-26.769	-10.589	1.4772701479E+08	0.3371126	0.0000	0.0000	2.5254202	70.332483	0.6349513	n.a.	n.a.
2025-Feb-15 00:00	328.44279	-12.78230	-26.769	-10.589	1.4775650980E+08	0.3455917	0.0000	0.0000	2.5244947	70.115971	0.6511756	n.a.	n.a.
2025-Feb-16 00:00	329.41550	-12.43840	-26.769	-10.589	1.4778672338E+08	0.3537361	0.0000	0.0000	2.5235818	69.905711	0.6667625	n.a.	n.a.
2025-Feb-17 00:00	330.38527	-12.09117	-26.768	-10.589	1.4781762424E+08	0.3614936	0.0000	0.0000	2.5226773	69.701723	0.6816131	n.a.	n.a.
2025-Feb-18 00:00	331.35217	-11.74070	-26.768	-10.589	1.4784917713E+08	0.3688230	0.0000	0.0000	2.5217768	69.504025	0.6956499	n.a.	n.a.
2025-Feb-19 00:00	332.31625	-11.38711	-26.767	-10.589	1.4788134355E+08	0.3756905	0.0000	0.0000	2.5208759	69.312637	0.7088096	n.a.	n.a.
2025-Feb-20 00:00	333.27759	-11.03052	-26.767	-10.589	1.4791408230E+08	0.3820666	0.0000	0.0000	2.5199703	69.127577	0.7210366	n.a.	n.a.
2025-Feb-21 00:00	334.23624	-10.67102	-26.766	-10.589	1.4794734970E+08	0.3879233	0.0000	0.0000	2.5190556	68.948865	0.7322792	n.a.	n.a.
2025-Feb-22 00:00	335.19226	-10.30874	-26.766	-10.589	1.4798109973E+08	0.3932343	0.0000	0.0000	2.5181265	68.776521	0.7424884	n.a.	n.a.
2025-Feb-23 00:00	336.14572	-9.94379	-26.765	-10.589	1.4801528420E+08	0.3979767	0.0000	0.0000	2.5171773	68.610569	0.7516226	n.a.	n.a.
2025-Feb-24 00:00	337.09668	-9.57628	-26.765	-10.589	1.4804985332E+08	0.4021370	0.0000	0.0000	2.5162006	68.451035	0.7596581	n.a.	n.a.
2025-Feb-25 00:00	338.04520	-9.20632	-26.764	-10.589	1.4808475681E+08	0.4057197	0.0000	0.0000	2.5151880	68.297950	0.7666061	n.a.	n.a.
2025-Feb-26 00:00	338.99133	-8.83404	-26.764	-10.589	1.4811994599E+08	0.4087590	0.0000	0.0000	2.5141299	68.151350	0.7725347	n.a.	n.a.
2025-Feb-27 00:00	339.93515	-8.45955	-26.763	-10.589	1.4815537681E+08	0.4113297	0.0000	0.0000	2.5130168	68.011273	0.7775894	n.a.	n.a.
2025-Feb-28 00:00	340.87669	-8.08296	-26.763	-10.589	1.4819101369E+08	0.4135525	0.0000	0.0000	2.5118406	67.877755	0.7820027	n.a.	n.a.
2025-Mar-01 00:00	341.81602	-7.70441	-26.762	-10.589	1.4822683328E+08	0.4155884	0.0000	0.0000	2.5105965	67.750827	0.7860825	n.a.	n.a.
2025-Mar-02 00:00	342.75319	-7.32400	-26.762	-10.589	1.4826282725E+08	0.4176200	0.0000	0.0000	2.5092845	67.630501	0.7901771	n.a.	n.a.
2025-Mar-03 00:00	343.68826	-6.94187	-26.761	-10.589	1.4829900302E+08	0.4198242	0.0000	0.0000	2.5079101	67.516774	0.7946224	n.a.	n.a.
2025-Mar-04 00:00	344.62128	-6.55813	-26.761	-10.589	1.4833538207E+08	0.4223462	0.0000	0.0000	2.5064832	67.409623	0.7996923	n.a.	N.a.

Mars:

2024-Mar-04 00:00	317.70637	-17.39560	3.2885727186E+08	-6.6643186	28.6754	/L	19.7082	1.9378867	73.266837	-7.379142	n.a.	n.a.
2024-Mar-05 00:00	318.48390	-17.17215	3.2828130034E+08	-6.6686950	28.9021	/L	19.8745	1.9386066	73.044818	-7.394009	n.a.	n.a.
2024-Mar-06 00:00	319.25986	-16.94575	3.2770494862E+08	-6.6731187	29.1281	/L	20.0403	1.9392869	72.826177	-7.409135	n.a.	n.a.
2024-Mar-07 00:00	320.03423	-16.71644	3.2712821465E+08	-6.6775346	29.3534	/L	20.2056	1.9399223	72.610963	-7.424481	n.a.	n.a.
2024-Mar-08 00:00	320.80701	-16.48428	3.2655110325E+08	-6.6818384	29.5780	/L	20.3705	1.9405076	72.399228	-7.439954	n.a.	n.a.
2024-Mar-09 00:00	321.57818	-16.24932	3.2597363046E+08	-6.6858746	29.8019	/L	20.5349	1.9410390	72.191027	-7.455397	n.a.	n.a.
2024-Mar-10 00:00	322.34773	-16.01162	3.2539582761E+08	-6.6894489	30.0251	/L	20.6988	1.9415148	71.986411	-7.470602	n.a.	n.a.
2024-Mar-11 00:00	323.11565	-15.77122	3.2481774344E+08	-6.6923581	30.2476	/L	20.8622	1.9419363	71.785423	-7.485336	n.a.	n.a.
2024-Mar-12 00:00	323.88193	-15.52819	3.2423944331E+08	-6.6944278	30.4694	/L	21.0250	1.9423079	71.588091	-7.499387	n.a.	n.a.
2024-Mar-13 00:00	324.64657	-15.28258	3.2366100514E+08	-6.6955448	30.6904	/L	21.1873	1.9426359	71.394432	-7.512600	n.a.	n.a.
2024-Mar-14 00:00	325.40957	-15.03444	3.2308251350E+08	-6.6956695	30.9107	/L	21.3491	1.9429277	71.204451	-7.524899	n.a.	n.a.
2024-Mar-15 00:00	326.17094	-14.78383	3.2250405335E+08	-6.6948289	31.1303	/L	21.5103	1.9431900	71.018150	-7.536280	n.a.	n.a.
2024-Mar-16 00:00	326.93067	-14.53080	3.2192570518E+08	-6.6930963	31.3492	/L	21.6710	1.9434283	70.835525	-7.546798	n.a.	n.a.
2024-Mar-17 00:00	327.68878	-14.27540	3.2134754194E+08	-6.6905698	31.5674	/L	21.8311	1.9436469	70.656578	-7.556539	n.a.	n.a.
2024-Mar-18 00:00	328.44529	-14.01768	3.2076962764E+08	-6.6873556	31.7848	/L	21.9907	1.9438485	70.481310	-7.565607	n.a.	n.a.
2024-Mar-19 00:00	329.20020	-13.75770	3.2019201713E+08	-6.6835584	32.0015	/L	22.1498	1.9440351	70.309725	-7.574106	n.a.	n.a.
2024-Mar-20 00:00	329.95354	-13.49551	3.1961475645E+08	-6.6792775	32.2175	/L	22.3083	1.9442078	70.141828	-7.582140	n.a.	n.a.
2024-Mar-21 00:00	330.70532	-13.23115	3.1903788334E+08	-6.6746060	32.4328	/L	22.4662	1.9443671	69.977623	-7.589808	n.a.	n.a.
2024-Mar-22 00:00	331.45556	-12.96468	3.1846142766E+08	-6.6696332	32.6475	/L	22.6237	1.9445135	69.817118	-7.597205	n.a.	n.a.
2024-Mar-23 00:00	332.20429	-12.69614	3.1788541170E+08	-6.6644453	32.8615	/L	22.7806	1.9446469	69.660317	-7.604427	n.a.	n.a.
2024-Mar-24 00:00	332.95151	-12.42560	3.1730985037E+08	-6.6591273	33.0748	/L	22.9370	1.9447669	69.507227	-7.611570	n.a.	n.a.
2024-Mar-25 00:00	333.69726	-12.15309	3.1673475125E+08	-6.6537633	33.2875	/L	23.0929	1.9448729	69.357852	-7.618731	n.a.	n.a.
2024-Mar-26 00:00	334.44155	-11.87868	3.1616011477E+08	-6.6484355	33.4996	/L	23.2483	1.9449638	69.212200	-7.626007	n.a.	n.a.
2024-Mar-27 00:00	335.18440	-11.60240	3.1558593432E+08	-6.6432235	33.7111	/L	23.4031	1.9450382	69.070275	-7.633494	n.a.	n.a.
2024-Mar-28 00:00	335.92585	-11.32432	3.1501219662E+08	-6.6382026	33.9220	/L	23.5575	1.9450940	68.932086	-7.641288	n.a.	n.a.
2024-Mar-29 00:00	336.66590	-11.04448	3.1443888212E+08	-6.6334419	34.1324	/L	23.7114	1.9451289	68.797639	-7.649478	n.a.	n.a.
2024-Mar-30 00:00	337.40459	-10.76294	3.1386596559E+08	-6.6290036	34.3422	/L	23.8648	1.9451400	68.666943	-7.658148	n.a.	n.a.
2024-Mar-31 00:00	338.14193	-10.47975	3.1329341682E+08	-6.6249408	34.5516	/L	24.0177	1.9451240	68.540011	-7.667375	n.a.	n.a.
2024-Apr-01 00:00	338.87794	-10.19497	3.1272120147E+08	-6.6212950	34.7604	/L	24.1700	1.9450770	68.416856	-7.677226	n.a.	n.a.
2024-Apr-02 00:00	339.61265	-9.90864	3.1214928227E+08	-6.6180919	34.9688	/L	24.3219	1.9449945	68.297493	-7.687751	n.a.	n.a.
2024-Apr-03 00:00	340.34607	-9.62082	3.1157762062E+08	-6.6153350	35.1767	/L	24.4733	1.9448716	68.181944	-7.698979	n.a.	n

2024-Apr-14 00:00	348.33343	-6.37316	3.0530236791E+08	-6.5848319	37.4378 /L	26.1031	1.9400713	67.167639	-7.838376	n.a.	n.a.
2024-Apr-15 00:00	349.05274	-6.07199	3.0473368316E+08	-6.5795969	37.6412 /L	26.2479	1.9393918	67.098680	-7.849351	n.a.	n.a.
2024-Apr-16 00:00	349.77104	-5.77008	3.0416546472E+08	-6.5740572	37.8441 /L	26.3920	1.9386917	67.033523	-7.860075	n.a.	n.a.
2024-Apr-17 00:00	350.48835	-5.46747	3.0359773480E+08	-6.5683069	38.0467 /L	26.5356	1.9379731	66.972157	-7.870649	n.a.	n.a.
2024-Apr-18 00:00	351.20470	-5.16421	3.0303050773E+08	-6.5624350	38.2490 /L	26.6786	1.9372374	66.914571	-7.881170	n.a.	n.a.
2024-Apr-19 00:00	351.92012	-4.86035	3.0246379034E+08	-6.5565255	38.4510 /L	26.8210	1.9364855	66.860756	-7.891735	n.a.	n.a.
2024-Apr-20 00:00	352.63466	-4.55595	3.0189758236E+08	-6.5506600	38.6527 /L	26.9629	1.9357182	66.810704	-7.902437	n.a.	n.a.
2024-Apr-21 00:00	353.34835	-4.25105	3.0133187643E+08	-6.5449206	38.8541 /L	27.1043	1.9349361	66.764407	-7.913373	n.a.	n.a.
2024-Apr-22 00:00	354.06121	-3.94570	3.0076665808E+08	-6.5393912	39.0553 /L	27.2451	1.9341395	66.721857	-7.924644	n.a.	n.a.
2024-Apr-23 00:00	354.77329	-3.63996	3.0020190540E+08	-6.5341592	39.2562 /L	27.3854	1.9333282	66.683046	-7.936358	n.a.	n.a.
2024-Apr-24 00:00	355.48462	-3.33386	2.9963758881E+08	-6.5293149	39.4569 /L	27.5251	1.9325018	66.647969	-7.948628	n.a.	n.a.
2024-Apr-25 00:00	356.19524	-3.02747	2.9907367087E+08	-6.5249494	39.6574 /L	27.6643	1.9316590	66.616621	-7.961575	n.a.	n.a.
2024-Apr-26 00:00	356.90517	-2.72082	2.9851010634E+08	-6.5211516	39.8577 /L	27.8030	1.9307981	66.588999	-7.975318	n.a.	n.a.
2024-Apr-27 00:00	357.61446	-2.41398	2.9794684256E+08	-6.5180040	40.0579 /L	27.9412	1.9299163	66.565102	-7.989974	n.a.	n.a.
2024-Apr-28 00:00	358.32313	-2.10698	2.9738382013E+08	-6.5155787	40.2581 /L	28.0789	1.9290104	66.544933	-8.005652	n.a.	n.a.
2024-Apr-29 00:00	359.03122	-1.79988	2.9682097407E+08	-6.5139326	40.4581 /L	28.2161	1.9280762	66.528497	-8.022448	n.a.	n.a.
2024-Apr-30 00:00	359.73875	-1.49274	2.9625823529E+08	-6.5131032	40.6581 /L	28.3528	1.9271092	66.515802	-8.040434	n.a.	n.a.
2024-May-01 00:00	0.44576	-1.18560	2.9569553248E+08	-6.5131033	40.8580 /L	28.4890	1.9261039	66.506859	-8.059660	n.a.	n.a.
2024-May-02 00:00	1.15226	-0.87851	2.9513279448E+08	-6.5139153	41.0580 /L	28.6247	1.9250548	66.501683	-8.080137	n.a.	n.a.
2024-May-03 00:00	1.85828	-0.57154	2.9456995320E+08	-6.5154852	41.2579 /L	28.7599	1.9239561	66.500287	-8.101834	n.a.	n.a.
2024-May-04 00:00	2.56385	-0.26473	2.9400694695E+08	-6.5177181	41.4580 /L	28.8945	1.9228026	66.502683	-8.124667	n.a.	n.a.
2024-May-05 00:00	3.26898	0.04186	2.9344372404E+08	-6.5204782	41.6581 /L	29.0287	1.9215901	66.508881	-8.148496	n.a.	n.a.
2024-May-06 00:00	3.97370	0.34817	2.9288024601E+08	-6.5235977	41.8583 /L	29.1623	1.9203163	66.518877	-8.173132	n.a.	n.a.
2024-May-07 00:00	4.67801	0.65415	2.9231648962E+08	-6.5268955	42.0586 /L	29.2953	1.9189815	66.532662	-8.198358	n.a.	n.a.
2024-May-08 00:00	5.38194	0.95974	2.9175244693E+08	-6.5302028	42.2590 /L	29.4278	1.9175886	66.550211	-8.223958	n.a.	n.a.
2024-May-09 00:00	6.08550	1.26488	2.9118812312E+08	-6.5333887	42.4595 /L	29.5598	1.9161426	66.571492	-8.249749	n.a.	n.a.
2024-May-10 00:00	6.78872	1.56952	2.9062353244E+08	-6.5363759	42.6601 /L	29.6911	1.9146501	66.596471	-8.275610	n.a.	n.a.
2024-May-11 00:00	7.49163	1.87362	2.9005869334E+08	-6.5391433	42.8609 /L	29.8219	1.9131179	66.625110	-8.301486	n.a.	n.a.
2024-May-12 00:00	8.19423	2.17712	2.8949362399E+08	-6.5417168	43.0618 /L	29.9521	1.9115522	66.657377	-8.327383	n.a.	n.a.
2024-May-13 00:00	8.89657	2.47997	2.8892833882E+08	-6.5441537	43.2628 /L	30.0817	1.9099582	66.693246	-8.353350	n.a.	n.a.
2024-May-14 00:00	9.59868	2.78212	2.8836284652E+08	-6.5465280	43.4640 /L	30.2107	1.9083400	66.732692	-8.379464	n.a.	n.a.
2024-May-15 00:00	10.30057	3.08353	2.8779714910E+08	-6.5489186	43.6654 /L	30.3392	1.9067006	66.775696	-8.405812	n.a.	n.a.
2024-May-16 00:00	11.00228	3.38415	2.8723124174E+08	-6.5514035	43.8669 /L	30.4671	1.9050424	66.822240	-8.432486	n.a.	n.a.
2024-May-17 00:00	11.70383	3.68394	2.8666511306E+08	-6.5540574	44.0686 /L	30.5944	1.9033671	66.872310	-8.459576	n.a.	n.a.
2024-May-18 00:00	12.40527	3.98285	2.8609874532E+08	-6.5569527	44.2705 /L	30.7212	1.9016763	66.925890	-8.487170	n.a.	n.a.
2024-May-19 00:00	13.10661	4.28084	2.8553211452E+08	-6.5601622	44.4726 /L	30.8475	1.8999714	66.982966	-8.515363	n.a.	n.a.
2024-May-20 00:00	13.80790	4.57787	2.8496519026E+08	-6.5637624	44.6750 /L	30.9732	1.8982536	67.043523	-8.544250	n.a.	n.a.
2024-May-21 00:00	14.50915	4.87388	2.8439793526E+08	-6.5678362	44.8777 /L	31.0984	1.8965238	67.107548	-8.573943	n.a.	n.a.
2024-May-22 00:00	15.21040	5.16884	2.8383030472E+08	-6.5724748	45.0806 /L	31.2230	1.8947827	67.175030	-8.604563	n.a.	n.a.
2024-May-23 00:00	15.91168	5.46270	2.8326224559E+08	-6.5777775	45.2838 /L	31.3472	1.8930300	67.245957	-8.636249	n.a.	n.a.
2024-May-24 00:00	16.61301	5.75543	2.8269369604E+08	-6.5838483	45.4874 /L	31.4708	1.8912650	67.320321	-8.669151	n.a.	n.a.
2024-May-25 00:00	17.31444	6.04698	2.8212458520E+08	-6.5907907	45.6913 /L	31.5940	1.8894855	67.398118	-8.703425	n.a.	n.a.
2024-May-26 00:00	18.01597	6.33730	2.8155483357E+08	-6.5986995	45.8957 /L	31.7166	1.8876884	67.479346	-8.739223	n.a.	n.a.
2024-May-27 00:00	18.71764	6.62636	2.8098435414E+08	-6.6076529	46.1004 /L	31.8388	1.8858693	67.564007	-8.776683	n.a.	n.a.
2024-May-28 00:00	19.41946	6.91410	2.8041305415E+08	-6.6177039	46.3056 /L	31.9605	1.8840229	67.652104	-8.815916	n.a.	n.a.
2024-May-29 00:00	20.12146	7.20049	2.7984083763E+08	-6.6288739	46.5114 /L	32.0817	1.8821432	67.743644	-8.856997	n.a.	n.a.
2024-May-30 00:00	20.82366	7.48548	2.7926760821E+08	-6.6411488	46.7176 /L	32.2024	1.8802238	67.838630	-8.899956	n.a.	n.a.
2024-May-31 00:00	21.52607	7.76901	2.7869327241E+08	-6.6544769	46.9244 /L	32.3226	1.8782585	67.937067	-8.944776	n.a.	n.a.
2024-Jun-01 00:00	22.22870	8.05105	2.7811774282E+08	-6.6687690	47.1318 /L	32.4423	1.8762416	68.038952	-8.991384	n.a.	n.a.
2024-Jun-02 00:00	22.93155	8.33155	2.7754094126E+08	-6.6839019	47.3398 /L	32.5616	1.8741686	68.144274	-9.039659	n.a.	n.a.
2024-Jun-03 00:00	23.63464	8.61044	2.7696280140E+08	-6.6997258	47.5484 /L	32.6803	1.8720365	68.253014	-9.089436	n.a.	n.a.
2024-Jun-04 00:00	24.33797	8.88770	2.7638327060E+08	-6.7160764	47.7577 /L	32.7985	1.8698443	68.365144	-9.140516	n.a.	n.a.
2024-Jun-05 00:00	25.04154	9.16327	2.7580231041E+08	-6.7327919	47.9677 /L	32.9161	1.8675932	68.480624	-9.192693	n.a.	n.a.
2024-Jun-06 00:00	25.74535	9.43710	2.7521989565E+08	-6.7497306	48.1783 /L	33.0332	1.8652867	68.599409	-9.245774	n.a.	n.a.
2024-Jun-07 00:00	26.44942	9.70915	2.7463601191E+08	-6.7667860	48.3897 /L	33.1498	1.8629297	68.721450	-9.299601	n.a.	n.a.
2024-Jun-08 00:00	27.15375	9.97938	2.7405065216E+08	-6.7838948	48.6017 /L	33.2658	1.8605282	68.846698	-9.354071	n.a.	n.a.
2024-Jun-09 00:00	27.85833	10.24773	2.7346381298E+08	-6.8010362	48.8145 /L	33.3812	1.8580882	68.975109	-9.409132	n.a.	n.a.
2024-Jun-10 00:00	28.56319	10.51418	2.7287549116E+08	-6.8182244	49.0279 /L	33.4960	1.8556153	69.106642	-9.464785	n.a.	n.a.
2024-Jun-11 00:00	29.26834	10.77869	2.7228568113E+08	-6.8354978	49.2421 /L	33.6103	1.8531143	69.241263	-9.521065	n.a.	n.a.
2024-Jun-12 00:00	29.97377	11.04120	2.7169437332E+08	-6.8529087	49.4571 /L	33.7240	1.8505891	69.378941	-9.578031	n.a.	n.a.
2024-Jun-13 00:00	30.67950	11.30170	2.7110155339E+08	-6.8705151	49.6727 /L	33.8371	1.8480430	69.519646	-9.635757	n.a.	n.a.
2024-Jun-14 00:00	31.38555	11.56013	2.7050720189E+08	-6.8883757	49.8892 /L	33.9497	1.8454785	69.663352	-9.694317	n.a.	n.a.
2024-Jun-15 00:00	32.09192	11.81648	2.6991129434E+08	-6.9065489	50.1064 /L	34.0616	1.8428978	69.810032	-9.753792	n.a.	n.a.
2024-Jun-16 00:00	32.79862	12.07669	2.6931380119E+08	-6.9250940	50.3244 /L	34.1731	1.8403030	69.959661	-9.814264	n.a.	n.a.
2024-Jun-17 00:00	33.50567	12.32275	2.6871468762E+08	-6.9440739	50.5432 /L	34.2840	1.8376961	70.112213	-9.878522	n.a.	n.a.
2024-Jun-18 00:00	34.21307	12.57260	2.6811391308E+08	-6.9635593	50.7629 /L	34.3943	1.8350791	70.267665	-9.938567	n.a.	n.a.
2024-Jun-19 00:00	34.92084	12.82023	2.6751143044E+08	-6.9836328	50.9834 /L	34.5041	1.8324534	70.425992	-10.00262	n.a.	n.a.
2024-Jun-20 00:00	35.62898	13.06560	2.6690718482E+08	-7.0043909	51.2047 /L	34.6134	1.8298204	70.587173	-10.06813	n.a.	n.a.
2024-Jun-21 00:00	36.33751	13.30868	2.6630111239E+08	-7.0259442	51.4270 /L	34.7222	1.8271802	70.751189	-10.13526	n.a.	n.a.
2024-Jun-22 00:00	37.04644	13.54943	2.6569313931E+08	-7.0484126	51.6502 /L	34.8304	1.8245319	70.918026	-10.20422	n.a.	n.a.
2024-Jun-23 00:00	37.75576	13.78783	2.6508318129E+08	-7.0719158	51.8743 /L	34.9381	1.8218727	71.087672	-10.27520	n.a.	n.a.
2024-Jun-24 00:00	38.46549	14.02384	2.6447114419E+08	-7.0965602	52.0994 /L	35.0454	1.8191983	71.260119	-10.34840	n.a.	n.a.
2024-Jun-25 00:00	39.17562	14.25744	2.6385692577E+08	-7.1224243	52.3255 /L	35.1521	1.8165024	71.435361	-10.42401	n.a.	n.a.
2024-Jun-26 00:00	39.88616	14.48858	2.6324041867E+08	-7.1495469	52.5527 /L	35.2583	1.8137780	71.613391	-10.50215	n.a.	n.a.
2024-Jun-27 00:00	40.59711	14.71723	2.6262151413E+08	-7.1779207	52.7809 /L	35.3641	1.8110172	71.794197	-10.58289	n.a.	n.a.
2024-Jun-28 00:00	41.30844	14.94337	2.6200010605E+08</								

2024-Jul-09 00:00	49.15340	17.25512	2.5497895430E+08	-7.5764193	55.6156 /L	36.5895	1.7737066	74.165395	-11.71600	n.a.	n.a.
2024-Jul-10 00:00	49.86783	17.44853	2.5432287728E+08	-7.6114151	55.8604 /L	36.6876	1.7702944	74.377972	-11.82018	n.a.	n.a.
2024-Jul-11 00:00	50.58238	17.63905	2.5366377041E+08	-7.6465663	56.1065 /L	36.7851	1.7668541	74.592584	-11.92566	n.a.	n.a.
2024-Jul-12 00:00	51.29703	17.82664	2.5300161869E+08	-7.6819102	56.3540 /L	36.8819	1.7633889	74.809185	-12.03250	n.a.	n.a.
2024-Jul-13 00:00	52.01175	18.01130	2.5233640376E+08	-7.7174867	56.6029 /L	36.9781	1.7599016	75.027728	-12.14076	n.a.	n.a.
2024-Jul-14 00:00	52.72653	18.19301	2.5166810371E+08	-7.7533383	56.8532 /L	37.0736	1.7563946	75.248169	-12.25052	n.a.	n.a.
2024-Jul-15 00:00	53.44134	18.37175	2.5099669281E+08	-7.7895114	57.1049 /L	37.1684	1.7528705	75.470463	-12.36184	n.a.	n.a.
2024-Jul-16 00:00	54.15617	18.54751	2.5032214101E+08	-7.8260600	57.3581 /L	37.2626	1.7493317	75.694569	-12.47482	n.a.	n.a.
2024-Jul-17 00:00	54.87100	18.72026	2.4964441313E+08	-7.8630502	57.6127 /L	37.3561	1.7457808	75.920443	-12.58956	n.a.	n.a.
2024-Jul-18 00:00	55.58582	18.89000	2.4896346754E+08	-7.9005659	57.8687 /L	37.4490	1.7422198	76.148047	-12.70621	n.a.	n.a.
2024-Jul-19 00:00	56.30059	19.05671	2.4827925447E+08	-7.9387116	58.1263 /L	37.5412	1.7386504	76.377346	-12.82493	n.a.	n.a.
2024-Jul-20 00:00	57.01530	19.22038	2.4759171422E+08	-7.9776123	58.3854 /L	37.6328	1.7350729	76.608309	-12.94596	n.a.	n.a.
2024-Jul-21 00:00	57.72993	19.38101	2.4690077567E+08	-8.0174058	58.6460 /L	37.7238	1.7314856	76.840910	-13.06955	n.a.	n.a.
2024-Jul-22 00:00	58.44447	19.53856	2.4620635572E+08	-8.0582281	58.9083 /L	37.8141	1.7278846	77.075127	-13.19599	n.a.	n.a.
2024-Jul-23 00:00	59.15887	19.69305	2.4550836034E+08	-8.1001925	59.1721 /L	37.9037	1.7242631	77.310938	-13.32554	n.a.	n.a.
2024-Jul-24 00:00	59.87312	19.84444	2.4480668748E+08	-8.1433685	59.4376 /L	37.9927	1.7206125	77.548318	-13.45843	n.a.	n.a.
2024-Jul-25 00:00	60.58718	19.99274	2.4410123151E+08	-8.1877680	59.7047 /L	38.0811	1.7169230	77.787233	-13.59480	n.a.	n.a.
2024-Jul-26 00:00	61.30102	20.13793	2.4339188842E+08	-8.2333423	59.9737 /L	38.1688	1.7131846	78.027638	-13.73470	n.a.	n.a.
2024-Jul-27 00:00	62.01458	20.27999	2.4267856070E+08	-8.2799916	60.2444 /L	38.2558	1.7093888	78.269476	-13.87809	n.a.	n.a.
2024-Jul-28 00:00	62.72782	20.41892	2.4196116113E+08	-8.3275805	60.5169 /L	38.3421	1.7055288	78.512675	-14.02487	n.a.	n.a.
2024-Jul-29 00:00	63.44069	20.55470	2.4123961510E+08	-8.3759554	60.7912 /L	38.4277	1.7016000	78.757153	-14.17488	n.a.	n.a.
2024-Jul-30 00:00	64.15314	20.68732	2.4051386151E+08	-8.4249591	61.0675 /L	38.5126	1.6975999	79.000282	-14.32794	n.a.	n.a.
2024-Jul-31 00:00	64.86510	20.81678	2.3978385261E+08	-8.4744409	61.3456 /L	38.5966	1.6935278	79.249589	-14.48386	n.a.	n.a.
2024-Aug-01 00:00	65.57654	20.94307	2.3904955312E+08	-8.5242644	61.6257 /L	38.6799	1.6893845	79.497359	-14.64247	n.a.	n.a.
2024-Aug-02 00:00	66.28738	21.06619	2.3831093878E+08	-8.5743108	61.9078 /L	38.7624	1.6851722	79.746039	-14.80360	n.a.	n.a.
2024-Aug-03 00:00	66.99758	21.18613	2.3756799469E+08	-8.6244831	62.1919 /L	38.8441	1.6808939	79.995539	-14.96711	n.a.	n.a.
2024-Aug-04 00:00	67.70708	21.30288	2.3682071338E+08	-8.6747064	62.4780 /L	38.9248	1.6765533	80.245773	-15.13290	n.a.	n.a.
2024-Aug-05 00:00	68.41582	21.41646	2.3606909283E+08	-8.7249289	62.7660 /L	39.0047	1.6721544	80.496658	-15.30087	n.a.	n.a.
2024-Aug-06 00:00	69.12376	21.52686	2.3531313458E+08	-8.7751197	63.0562 /L	39.0837	1.6677012	80.748119	-15.47098	n.a.	n.a.
2024-Aug-07 00:00	69.83085	21.63409	2.3455284204E+08	-8.8252661	63.3484 /L	39.1618	1.6631978	81.000083	-15.64322	n.a.	n.a.
2024-Aug-08 00:00	70.53702	21.73814	2.3378821908E+08	-8.8753694	63.6426 /L	39.2390	1.6586476	81.252484	-15.81760	n.a.	n.a.
2024-Aug-09 00:00	71.24223	21.83903	2.3301926897E+08	-8.9254413	63.9389 /L	39.3152	1.6540539	81.505255	-15.99143	n.a.	n.a.
2024-Aug-10 00:00	71.94645	21.93677	2.3224599366E+08	-8.9755005	64.2374 /L	39.3905	1.6494195	81.758336	-16.17287	n.a.	n.a.
2024-Aug-11 00:00	72.64960	22.03135	2.3146839327E+08	-9.0255705	64.5379 /L	39.4648	1.6447472	82.011665	-16.35388	n.a.	n.a.
2024-Aug-12 00:00	73.35166	22.12280	2.3068646566E+08	-9.0756801	64.8406 /L	39.5381	1.6400396	82.265185	-16.53718	n.a.	n.a.
2024-Aug-13 00:00	74.05258	22.21112	2.2990020591E+08	-9.1258654	65.1454 /L	39.6105	1.6352994	82.518839	-16.72289	n.a.	n.a.
2024-Aug-14 00:00	74.75230	22.29632	2.2910960553E+08	-9.1761738	65.4524 /L	39.6818	1.6305292	82.772573	-16.91109	n.a.	n.a.
2024-Aug-15 00:00	75.45079	22.37843	2.2831465125E+08	-9.2266698	65.7616 /L	39.7521	1.6257318	83.026338	-17.10190	n.a.	n.a.
2024-Aug-16 00:00	76.14801	22.45744	2.2751532324E+08	-9.2774412	66.0729 /L	39.8214	1.6209096	83.280090	-17.29549	n.a.	n.a.
2024-Aug-17 00:00	76.84391	22.53337	2.2671159296E+08	-9.3286028	66.3865 /L	39.8897	1.6160641	83.533789	-17.49210	n.a.	n.a.
2024-Aug-18 00:00	77.53845	22.60625	2.2590342081E+08	-9.3802944	66.7024 /L	39.9570	1.6111949	83.787403	-17.69202	n.a.	n.a.
2024-Aug-19 00:00	78.23158	22.67608	2.2509075439E+08	-9.4326698	67.0206 /L	40.0232	1.6062989	84.040904	-17.89562	n.a.	n.a.
2024-Aug-20 00:00	78.92328	22.74288	2.2427352819E+08	-9.4858742	67.3410 /L	40.0884	1.6013694	84.294265	-18.10327	n.a.	n.a.
2024-Aug-21 00:00	79.61348	22.80667	2.2345166553E+08	-9.5400160	67.6639 /L	40.1525	1.5963966	84.547450	-18.31536	n.a.	n.a.
2024-Aug-22 00:00	80.30213	22.86746	2.2262508294E+08	-9.5951408	67.9892 /L	40.2156	1.5913680	84.800414	-18.53216	n.a.	n.a.
2024-Aug-23 00:00	80.98918	22.92527	2.2179369620E+08	-9.6512193	68.3169 /L	40.2775	1.5862706	85.053091	-18.75385	n.a.	n.a.
2024-Aug-24 00:00	81.67456	22.98011	2.2095742673E+08	-9.7081536	68.6472 /L	40.3384	1.5810923	85.305400	-18.98048	n.a.	n.a.
2024-Aug-25 00:00	82.35821	23.03202	2.2011620663E+08	-9.7657977	68.9801 /L	40.3980	1.5758235	85.557243	-19.21219	n.a.	n.a.
2024-Aug-26 00:00	83.04004	23.08099	2.1926998182E+08	-9.8239821	69.3155 /L	40.4565	1.5704574	85.808512	-19.44822	n.a.	n.a.
2024-Aug-27 00:00	83.72000	23.12706	2.1841871307E+08	-9.8825352	69.6537 /L	40.5137	1.5649899	86.059096	-19.68901	n.a.	n.a.
2024-Aug-28 00:00	84.39800	23.17026	2.1756237560E+08	-9.9412963	69.9946 /L	40.5697	1.5594190	86.308881	-19.93419	n.a.	n.a.
2024-Aug-29 00:00	85.07396	23.21059	2.1670095772E+08	-10.0001225	70.3383 /L	40.6243	1.5537443	86.557758	-20.18358	n.a.	n.a.
2024-Aug-30 00:00	85.74782	23.24810	2.1583445930E+08	-10.0588899	70.6847 /L	40.6776	1.5479665	86.805623	-20.43702	n.a.	n.a.
2024-Aug-31 00:00	86.41950	23.28280	2.1496289010E+08	-10.1174930	71.0340 /L	40.7295	1.5420872	87.052376	-20.69440	n.a.	n.a.
2024-Sep-01 00:00	87.08893	23.31473	2.1408626824E+08	-10.1758439	71.3862 /L	40.7800	1.5361084	87.297921	-20.95559	n.a.	n.a.
2024-Sep-02 00:00	87.75602	23.34392	2.1320461873E+08	-10.2338708	71.7412 /L	40.8290	1.5300324	87.542171	-21.22051	n.a.	n.a.
2024-Sep-03 00:00	88.42072	23.37041	2.1231797207E+08	-10.2915178	72.0992 /L	40.8765	1.5238619	87.785040	-21.48911	n.a.	n.a.
2024-Sep-04 00:00	89.08296	23.39421	2.1142636297E+08	-10.3487436	72.4602 /L	40.9224	1.5175996	88.026451	-21.76134	n.a.	n.a.
2024-Sep-05 00:00	89.74266	23.41538	2.1052982914E+08	-10.4055201	72.8242 /L	40.9668	1.5112482	88.266330	-22.03718	n.a.	n.a.
2024-Sep-06 00:00	90.39977	23.43394	2.0962841014E+08	-10.4618313	73.1911 /L	41.0095	1.5048104	88.504609	-22.31665	n.a.	n.a.
2024-Sep-07 00:00	91.05422	23.44994	2.0872214651E+08	-10.5176709	73.5611 /L	41.0506	1.4982886	88.741221	-22.59977	n.a.	n.a.
2024-Sep-08 00:00	91.70594	23.46340	2.0781107895E+08	-10.5730410	73.9342 /L	41.0900	1.4916851	88.976106	-22.88658	n.a.	n.a.
2024-Sep-09 00:00	92.35488	23.47438	2.0689524768E+08	-10.6279512	74.3104 /L	41.1277	1.4850021	89.209205	-23.17714	n.a.	n.a.
2024-Sep-10 00:00	93.00099	23.48290	2.0597469171E+08	-10.6824196	74.6897 /L	41.1636	1.4782418	89.440462	-23.47152	n.a.	n.a.
2024-Sep-11 00:00	93.64419	23.48901	2.0504944805E+08	-10.7364750	75.0722 /L	41.1978	1.4714066	89.669827	-23.76982	n.a.	n.a.
2024-Sep-12 00:00	94.28445	23.49276	2.0411955059E+08	-10.7901618	75.4578 /L	41.2302	1.4644989	89.897253	-24.07215	n.a.	n.a.
2024-Sep-13 00:00	94.92170	23.49417	2.0318502850E+08	-10.8435461	75.8467 /L	41.2607	1.4575209	90.122701	-24.37870	n.a.	n.a.
2024-Sep-14 00:00	95.55589	23.49330	2.0224590410E+08	-10.8967212	76.2388 /L	41.2893	1.4504742	90.346138	-24.68968	n.a.	n.a.
2024-Sep-15 00:00	96.18698	23.49019	2.0130219032E+08	-10.9498109	76.6342 /L	41.3161	1.4433589	90.567537	-25.00543	n.a.	n.a.
2024-Sep-16 00:00	96.81491	23.48487	2.0035388825E+08	-11.0029638	77.0329 /L	41.3409	1.4361723	90.786875	-25.32637	n.a.	n.a.
2024-Sep-17 00:00	97.43964	23.47740	1.9940098564E+08	-11.0563366	77.4350 /L	41.3638	1.4289080	91.004128	-25.65299	n.a.	n.a.
2024-Sep-18 00:00	98.06110	23.46781	1.9844345734E+08	-11.1100650	77.8406 /L	41.3847	1.4215550	91.219260	-25.98586	n.a.	n.a.
2024-Sep-19 00:00	98.67924	23.45616	1.9748126863E+08	-11.1642298	78.2496 /L	41.4035	1.4140982	91.432214	-26.32549	n.a.	n.a.
2024-Sep-20 00:00	99.29400	23.44247	1.9651438115E+08	-11.2188317	78.6622 /L	41.4203	1.4065204	91.642909	-26.67228	n.a.	n.a.
2024-Sep-21 00:00	99.90529	23.42681	1.9554276019E+08	-11.2737870	79.0785 /L	41.4350	1.3988046	91.851235	-27.02649	n.a.</	

2024-Oct-03 00:00	106.94027	23.10359	1.8352008859E+08	-11.9017530	84.3851 /L	41.4205	1.2927971	94.118340	-31.83362	n.a.	n.a.
2024-Oct-04 00:00	107.49885	23.06713	1.8248984015E+08	-11.9477898	84.8553 /L	41.4012	1.2827958	94.284266	-32.27833	n.a.	n.a.
2024-Oct-05 00:00	108.05279	23.02950	1.8145567008E+08	-11.9925297	85.3301 /L	41.3787	1.2726165	94.446173	-32.72977	n.a.	n.a.
2024-Oct-06 00:00	108.60201	22.99075	1.8041769170E+08	-12.0359449	85.8096 /L	41.3531	1.2622600	94.603971	-33.18799	n.a.	n.a.
2024-Oct-07 00:00	109.14642	22.95096	1.7937602027E+08	-12.0780185	86.2938 /L	41.3242	1.2517273	94.757572	-33.65308	n.a.	n.a.
2024-Oct-08 00:00	109.68597	22.91019	1.7833077200E+08	-12.1187451	86.7828 /L	41.2919	1.2410195	94.906889	-34.12514	n.a.	n.a.
2024-Oct-09 00:00	110.22056	22.86850	1.7728206307E+08	-12.1581316	87.2765 /L	41.2562	1.2301374	95.051836	-34.60430	n.a.	n.a.
2024-Oct-10 00:00	110.75012	22.82596	1.7623000840E+08	-12.1962004	87.7752 /L	41.2170	1.2190820	95.192333	-35.09072	n.a.	n.a.
2024-Oct-11 00:00	111.27460	22.78263	1.7517472020E+08	-12.2329931	88.2789 /L	41.1742	1.2078537	95.328299	-35.58463	n.a.	n.a.
2024-Oct-12 00:00	111.79390	22.73859	1.7411630606E+08	-12.2685753	88.7876 /L	41.1278	1.1964526	95.459658	-36.08629	n.a.	n.a.
2024-Oct-13 00:00	112.30797	22.69390	1.7305486673E+08	-12.3030404	89.3013 /L	41.0777	1.1848772	95.586331	-36.59610	n.a.	n.a.
2024-Oct-14 00:00	112.81673	22.64863	1.7199049372E+08	-12.3365077	89.8203 /L	41.0238	1.1731235	95.708236	-37.11454	n.a.	n.a.
2024-Oct-15 00:00	113.32010	22.60283	1.7092326746E+08	-12.3691120	90.3444 /L	40.9660	1.1611835	95.825273	-37.64226	n.a.	n.a.
2024-Oct-16 00:00	113.81802	22.55659	1.6985325683E+08	-12.4009805	90.8740 /L	40.9043	1.1490440	95.937314	-38.18002	n.a.	n.a.
2024-Oct-17 00:00	114.31040	22.50996	1.6878052124E+08	-12.4322001	91.4089 /L	40.8386	1.1366867	96.044185	-38.72863	n.a.	n.a.
2024-Oct-18 00:00	114.79715	22.46302	1.6770511549E+08	-12.4627859	91.9495 /L	40.7687	1.1240893	96.145658	-39.28889	n.a.	n.a.
2024-Oct-19 00:00	115.27816	22.41583	1.6662709688E+08	-12.4926638	92.4957 /L	40.6946	1.1112283	96.241450	-39.86143	n.a.	n.a.
2024-Oct-20 00:00	115.75334	22.36848	1.6554653279E+08	-12.5216775	93.0477 /L	40.6161	1.0980815	96.331235	-40.44671	n.a.	n.a.
2024-Oct-21 00:00	116.22256	22.32104	1.6446350676E+08	-12.5496150	93.6056 /L	40.5332	1.0846307	96.414657	-41.04498	n.a.	n.a.
2024-Oct-22 00:00	116.68569	22.27359	1.6337812186E+08	-12.5762413	94.1696 /L	40.4457	1.0708623	96.491348	-41.65634	n.a.	n.a.
2024-Oct-23 00:00	117.14263	22.22621	1.6229050140E+08	-12.6013266	94.7399 /L	40.3535	1.0567669	96.560934	-42.28081	n.a.	n.a.
2024-Oct-24 00:00	117.59322	22.17898	1.6120078776E+08	-12.6246609	95.3165 /L	40.2563	1.0423378	96.623037	-42.91839	n.a.	n.a.
2024-Oct-25 00:00	118.03735	22.13198	1.6010914036E+08	-12.6460593	95.8996 /L	40.1542	1.0275704	96.677271	-43.56908	n.a.	n.a.
2024-Oct-26 00:00	118.47488	22.08531	1.5901573364E+08	-12.6653592	96.4893 /L	40.0470	1.0124610	96.723234	-44.23292	n.a.	n.a.
2024-Oct-27 00:00	118.90567	22.03904	1.5792075526E+08	-12.6824151	97.0858 /L	39.9344	0.9970062	96.760504	-44.90998	n.a.	n.a.
2024-Oct-28 00:00	119.32960	21.99326	1.5682440492E+08	-12.6970940	97.6891 /L	39.8164	0.9812031	96.788630	-45.60036	n.a.	n.a.
2024-Oct-29 00:00	119.74652	21.94806	1.5572689338E+08	-12.7092714	98.2994 /L	39.6929	0.9650490	96.807128	-46.30416	n.a.	n.a.
2024-Oct-30 00:00	120.15631	21.90353	1.5462844191E+08	-12.7188294	98.9169 /L	39.5636	0.9485414	96.815480	-47.02152	n.a.	n.a.
2024-Oct-31 00:00	120.55882	21.85974	1.5352928165E+08	-12.7256569	99.5417 /L	39.4284	0.9316785	96.813124	-47.75255	n.a.	n.a.
2024-Nov-01 00:00	120.95392	21.81680	1.5242965301E+08	-12.7296508	100.1738 /L	39.2872	0.9144594	96.799456	-48.49739	n.a.	n.a.
2024-Nov-02 00:00	121.34148	21.77479	1.5132980491E+08	-12.7307181	100.8135 /L	39.1399	0.8968834	96.773819	-49.25619	n.a.	n.a.
2024-Nov-03 00:00	121.72135	21.73380	1.5022999374E+08	-12.7287785	101.4608 /L	38.9862	0.8789509	96.735501	-50.02908	n.a.	n.a.
2024-Nov-04 00:00	122.09341	21.69391	1.4913048223E+08	-12.7237660	102.1159 /L	38.8261	0.8606626	96.683722	-50.81625	n.a.	n.a.
2024-Nov-05 00:00	122.45751	21.65521	1.4803153815E+08	-12.7156305	102.7789 /L	38.6593	0.8420195	96.617625	-51.61789	n.a.	n.a.
2024-Nov-06 00:00	122.81352	21.61778	1.4693343284E+08	-12.7043390	103.4499 /L	38.4858	0.8230228	96.536260	-52.43425	n.a.	n.a.
2024-Nov-07 00:00	123.16130	21.58173	1.4583643975E+08	-12.6898764	104.1290 /L	38.3054	0.8036736	96.438570	-53.26559	n.a.	n.a.
2024-Nov-08 00:00	123.50072	21.54712	1.4474083282E+08	-12.6722467	104.8165 /L	38.1179	0.7839727	96.323364	-54.11227	n.a.	n.a.
2024-Nov-09 00:00	123.83164	21.51404	1.4364688476E+08	-12.6514741	105.5124 /L	37.9231	0.7639199	96.189298	-54.97470	n.a.	n.a.
2024-Nov-10 00:00	124.15393	21.48258	1.4255486530E+08	-12.6276036	106.2168 /L	37.7211	0.7435135	96.034826	-55.85339	n.a.	n.a.
2024-Nov-11 00:00	124.46744	21.45282	1.4146503944E+08	-12.6006986	106.9299 /L	37.5115	0.7227495	95.858156	-56.74900	n.a.	n.a.
2024-Nov-12 00:00	124.77204	21.42484	1.4037766623E+08	-12.5708316	107.6518 /L	37.2942	0.7016201	95.657176	-57.66234	n.a.	n.a.
2024-Nov-13 00:00	125.06757	21.39872	1.3929299862E+08	-12.5380676	108.3828 /L	37.0691	0.6801130	95.429353	-58.59439	n.a.	n.a.
2024-Nov-14 00:00	125.35388	21.37455	1.3821128516E+08	-12.5024384	109.1229 /L	36.8360	0.6582108	95.171629	-59.54628	n.a.	n.a.
2024-Nov-15 00:00	125.63081	21.35241	1.3713277415E+08	-12.4639144	109.8723 /L	36.5947	0.6358923	94.800285	-60.51920	n.a.	n.a.
2024-Nov-16 00:00	125.89817	21.33238	1.3605771985E+08	-12.4223845	110.6313 /L	36.3450	0.6131349	94.550819	-61.51428	n.a.	n.a.
2024-Nov-17 00:00	126.15578	21.31456	1.3498638981E+08	-12.3776532	111.4001 /L	36.0868	0.5899180	94.177810	-62.53249	n.a.	n.a.
2024-Nov-18 00:00	126.40344	21.29903	1.3391907158E+08	-12.3294581	112.1788 /L	35.8198	0.5662262	93.754762	-63.57453	n.a.	n.a.
2024-Nov-19 00:00	126.64094	21.28588	1.3285607716E+08	-12.2775003	112.9677 /L	35.5439	0.5420519	93.273886	-64.64080	n.a.	n.a.
2024-Nov-20 00:00	126.86807	21.27521	1.3179774486E+08	-12.2214743	113.7671 /L	35.2587	0.5173951	92.725783	-65.73147	n.a.	n.a.
2024-Nov-21 00:00	127.08461	21.26710	1.3074443885E+08	-12.1610899	114.5770 /L	34.9641	0.4922634	92.098973	-66.84645	n.a.	n.a.
2024-Nov-22 00:00	127.29035	21.26164	1.2969654732E+08	-12.0960820	115.3979 /L	34.6599	0.4666712	91.379250	-67.98551	n.a.	n.a.
2024-Nov-23 00:00	127.48506	21.25893	1.2865448025E+08	-12.0262106	116.2297 /L	34.3458	0.4406397	90.548759	-69.14818	n.a.	n.a.
2024-Nov-24 00:00	127.66853	21.25903	1.2761866738E+08	-11.9512572	117.0729 /L	34.0216	0.4141971	89.584722	-70.33379	n.a.	n.a.
2024-Nov-25 00:00	127.84054	21.26205	1.2658955667E+08	-11.8710180	117.9275 /L	33.6871	0.3873805	88.457630	-71.54133	n.a.	n.a.
2024-Nov-26 00:00	128.00088	21.26805	1.2556761318E+08	-11.7852995	118.7938 /L	33.3421	0.3602388	87.128624	-72.76926	n.a.	n.a.
2024-Nov-27 00:00	128.14932	21.27711	1.2455331841E+08	-11.6939149	119.6719 /L	32.9864	0.3328378	85.545652	-74.01534	n.a.	n.a.
2024-Nov-28 00:00	128.28566	21.28930	1.2354716972E+08	-11.5966841	120.5620 /L	32.6197	0.3052670	83.637685	-75.27618	n.a.	n.a.
2024-Nov-29 00:00	128.40968	21.30470	1.2254967969E+08	-11.4934348	121.4644 /L	32.2419	0.2776516	81.305910	-76.54672	n.a.	n.a.
2024-Nov-30 00:00	128.52120	21.32336	1.2156137532E+08	-11.3840070	122.3792 /L	31.8527	0.2501704	78.410154	-77.81924	n.a.	n.a.
2024-Dec-01 00:00	128.62000	21.34533	1.2058279674E+08	-11.2682573	123.3065 /L	31.4520	0.2230866	74.748050	-79.08182	n.a.	n.a.
2024-Dec-02 00:00	128.70590	21.37068	1.1961449551E+08	-11.1460651	124.2465 /L	31.0397	0.1967992	70.024363	-80.31562	n.a.	n.a.
2024-Dec-03 00:00	128.77872	21.39944	1.1865703251E+08	-11.0173364	125.1993 /L	30.6154	0.1719314	63.811882	-81.49036	n.a.	n.a.
2024-Dec-04 00:00	128.83828	21.43165	1.1771097544E+08	-10.8820069	126.1651 /L	30.1791	0.1494724	55.526197	-82.55672	n.a.	n.a.
2024-Dec-05 00:00	128.88442	21.46734	1.1677689629E+08	-10.7400423	127.1439 /L	29.7307	0.1309635	44.507078	-83.43639	n.a.	n.a.
2024-Dec-06 00:00	128.91699	21.50653	1.1585536877E+08	-10.5914360	128.1358 /L	29.2699	0.1185686	30.430892	-84.01732	n.a.	n.a.
2024-Dec-07 00:00	128.93583	21.54923	1.1494696612E+08	-10.4362051	129.1411 /L	28.7968	0.1145681	14.144903	-84.17808	n.a.	n.a.
2024-Dec-08 00:00	128.94083	21.59545	1.1405225925E+08	-10.2743852	130.1596 /L	28.3111	0.1200359	357.92677	-83.85482	n.a.	n.a.
2024-Dec-09 00:00	128.93184	21.64519	1.1317181550E+08	-10.1060219	131.1915 /L	27.8127	0.1339966	343.99635	-83.08676	n.a.	n.a.
2024-Dec-10 00:00	128.90876	21.69843	1.1230619818E+08	-9.9311609	132.2369 /L	27.3017	0.1542952	333.11090	-81.97497	n.a.	n.a.
2024-Dec-11 00:00	128.87148	21.75516	1.1145596714E+08	-9.7498334	133.2957 /L	26.7779	0.1788867	324.90680	-80.61747	n.a.	n.a.
2024-Dec-12 00:00	128.81988	21.81535	1.1062168081E+08	-9.5620391	134.3682 /L	26.2413	0.2063166	318.72189	-79.08395	n.a.	n.a.
2024-Dec-13 00:00	128.75387	21.87897	1.0980389963E+08	-9.3677280	135.4542 /L	25.6917	0.2356516	313.98118	-77.41846	n.a.	n.a.
2024-Dec-14 00:00	128.67337	21.94597	1.0900319101E+08	-9.1667887	136.5538 /L	25.1293	0.2663017	310.26707	-75.64789	n.a.	n.a.
2024-Dec-15 00:00	128.57827	22.01631	1.0822013471E+08	-8.9590471	137.6671 /L	24.5538	0.2978827	307.29178	-73.78869	n.a.	

2024-Dec-28 00:00	126.00942	23.19408	9.9941530199E+07	-5.5583000	153.3431 /L	15.9217	0.7159723	291.69091	-43.87341	n.a.	n.a.
2024-Dec-29 00:00	125.71313	23.30004	9.9474949171E+07	-5.2412095	154.6323 /L	15.1766	0.7445149	291.10450	-41.21587	n.a.	n.a.
2024-Dec-30 00:00	125.40404	23.40724	9.9036084986E+07	-4.9167237	155.9307 /L	14.4219	0.7719836	290.54685	-38.51901	n.a.	n.a.
2024-Dec-31 00:00	125.08259	23.51544	9.8625564367E+07	-4.5851369	157.2377 /L	13.6585	0.7982676	290.01360	-35.78607	n.a.	n.a.
2025-Jan-01 00:00	124.74927	23.62438	9.8243985880E+07	-4.2468068	158.5520 /L	12.8870	0.8232596	289.50110	-33.02059	n.a.	n.a.
2025-Jan-02 00:00	124.40461	23.73382	9.7891914542E+07	-3.9021514	159.8727 /L	12.1083	0.8468583	289.00621	-30.22641	n.a.	n.a.
2025-Jan-03 00:00	124.04919	23.84349	9.7569876935E+07	-3.5516403	161.1981 /L	11.3237	0.8689706	288.52626	-27.40760	n.a.	n.a.
2025-Jan-04 00:00	123.68361	23.95313	9.7278357396E+07	-3.1957792	162.5268 /L	10.5341	0.8895138	288.05896	-24.56836	n.a.	n.a.
2025-Jan-05 00:00	123.30854	24.06246	9.7017795653E+07	-2.8350921	163.8566 /L	9.7413	0.9084166	287.60233	-21.71298	n.a.	n.a.
2025-Jan-06 00:00	122.92466	24.17123	9.6788586047E+07	-2.4701027	165.1850 /L	8.9468	0.9256197	287.15469	-18.84569	n.a.	n.a.
2025-Jan-07 00:00	122.53268	24.27916	9.6591078245E+07	-2.1013190	166.5086 /L	8.1531	0.9410751	286.71460	-15.97065	n.a.	n.a.
2025-Jan-08 00:00	122.13334	24.38600	9.6425579207E+07	-1.7292198	167.8230 /L	7.3630	0.9547455	286.28083	-13.09189	n.a.	n.a.
2025-Jan-09 00:00	121.72741	24.49150	9.6292356115E+07	-1.3542458	169.1221 /L	6.5806	0.9666023	285.85233	-10.21320	n.a.	n.a.
2025-Jan-10 00:00	121.31564	24.59541	9.6191639963E+07	-0.9767936	170.3966 /L	5.8117	0.9766246	285.42822	-7.338197	n.a.	n.a.
2025-Jan-11 00:00	120.89884	24.69751	9.6123629414E+07	-0.5972155	171.6326 /L	5.0650	0.9847966	285.00776	-4.470200	n.a.	n.a.
2025-Jan-12 00:00	120.47780	24.79755	9.6088494449E+07	-0.2158247	172.8075 /L	4.3544	0.9911056	284.59031	-1.612296	n.a.	n.a.
2025-Jan-13 00:00	120.05334	24.89535	9.6086379216E+07	0.1670915	173.8834 /L	3.7030	0.9955405	284.17531	1.2326537	n.a.	n.a.
2025-Jan-14 00:00	119.62628	24.99069	9.6117403563E+07	0.5512547	174.7965 /L	3.1496	0.9980909	283.76231	4.0619563	n.a.	n.a.
2025-Jan-15 00:00	119.19746	25.08338	9.6181662990E+07	0.9363767	175.4464 /L	2.7551	0.9987472	283.35085	6.8730340	n.a.	n.a.
2025-Jan-16 00:00	118.76772	25.17325	9.6279227129E+07	1.3221450	175.7109 /L	2.5932	0.9975022	282.94056	9.6633789	n.a.	n.a.
2025-Jan-17 00:00	118.33792	25.26015	9.6410137229E+07	1.7082143	175.5216 /L	2.7052	0.9943524	282.53105	12.430537	n.a.	n.a.
2025-Jan-18 00:00	117.90892	25.34391	9.6574403250E+07	2.0942062	174.9304 /L	3.0598	0.9893007	282.12194	15.172120	n.a.	n.a.
2025-Jan-19 00:00	117.48157	25.42441	9.6772001191E+07	2.4797141	174.0577 /L	3.5836	0.9823571	281.71286	17.885834	n.a.	n.a.
2025-Jan-20 00:00	117.05674	25.50152	9.7002871006E+07	2.8643116	173.0102 /L	4.2118	0.9735400	281.30340	20.569526	n.a.	n.a.
2025-Jan-21 00:00	116.63528	25.57514	9.7266915282E+07	3.2475617	171.8575 /L	4.9018	0.9628764	280.89313	23.221219	n.a.	n.a.
2025-Jan-22 00:00	116.21805	25.64518	9.7563998637E+07	3.6290236	170.6406 /L	5.6285	0.9504010	280.48157	25.839125	n.a.	n.a.
2025-Jan-23 00:00	115.80586	25.71157	9.7893947644E+07	4.0082580	169.3843 /L	6.3766	0.9361560	280.06818	28.421716	n.a.	n.a.
2025-Jan-24 00:00	115.39954	25.77425	9.8256551039E+07	4.3848284	168.1036 /L	7.1368	0.9201903	279.65235	30.967648	n.a.	n.a.
2025-Jan-25 00:00	114.99988	25.83317	9.8651559948E+07	4.7583002	166.8081 /L	7.9029	0.9025581	279.23336	33.475802	n.a.	n.a.
2025-Jan-26 00:00	114.60766	25.88830	9.9078687835E+07	5.1282355	165.5044 /L	8.6706	0.8833189	278.81037	35.945232	n.a.	n.a.
2025-Jan-27 00:00	114.22363	25.93963	9.9537610018E+07	5.4941879	164.1972 /L	9.4371	0.8625376	278.38238	38.375113	n.a.	n.a.
2025-Jan-28 00:00	113.84849	25.98716	1.0002796266E+08	5.8556970	162.8899 /L	10.2000	0.8402843	277.94822	40.764680	n.a.	n.a.
2025-Jan-29 00:00	113.48295	26.03090	1.0054934148E+08	6.2122873	161.5849 /L	10.9575	0.8166363	277.50651	43.113166	n.a.	n.a.
2025-Jan-30 00:00	113.12765	26.07087	1.0110130062E+08	6.5634743	160.2843 /L	11.7083	0.7916787	277.05563	45.419755	n.a.	n.a.
2025-Jan-31 00:00	112.78320	26.10710	1.0168335254E+08	6.9087808	158.9897 /L	12.4511	0.7655064	276.59366	47.683561	n.a.	n.a.
2025-Feb-01 00:00	112.45017	26.13964	1.0229496963E+08	7.2477611	157.7024 /L	13.1851	0.7382231	276.11841	49.903669	n.a.	n.a.
2025-Feb-02 00:00	112.12908	26.16855	1.0293558808E+08	7.5800269	156.4236 /L	13.9093	0.7099407	275.62728	52.079203	n.a.	n.a.
2025-Feb-03 00:00	111.82041	26.19390	1.0360461383E+08	7.9052697	155.1542 /L	14.6232	0.6807758	275.11721	54.209417	n.a.	n.a.
2025-Feb-04 00:00	111.52456	26.21575	1.0430143002E+08	8.2232706	153.8948 /L	15.3262	0.6508463	274.58458	56.293771	n.a.	n.a.
2025-Feb-05 00:00	111.24190	26.23420	1.0502540478E+08	8.5339004	152.6461 /L	16.0177	0.6202679	274.02502	58.331975	n.a.	n.a.
2025-Feb-06 00:00	110.97274	26.24933	1.0577589860E+08	8.8371094	151.4087 /L	16.6974	0.5891516	273.43320	60.323993	n.a.	n.a.
2025-Feb-07 00:00	110.71735	26.26123	1.0655227063E+08	9.1329139	150.1829 /L	17.3649	0.5576015	272.80256	62.270018	n.a.	n.a.
2025-Feb-08 00:00	110.47593	26.27001	1.0735388368E+08	9.4213803	148.9692 /L	18.0200	0.5257148	272.12494	64.170433	n.a.	n.a.
2025-Feb-09 00:00	110.24868	26.27576	1.0818010800E+08	9.7026111	147.7677 /L	18.6625	0.4935810	271.39001	66.025761	n.a.	n.a.
2025-Feb-10 00:00	110.03572	26.27859	1.0903032371E+08	9.9767312	146.5788 /L	19.2921	0.4612829	270.58459	67.836604	n.a.	n.a.
2025-Feb-11 00:00	109.83717	26.27860	1.0990392223E+08	10.2438744	145.4025 /L	19.9088	0.4288973	269.69158	69.603576	n.a.	n.a.
2025-Feb-12 00:00	109.65311	26.27588	1.1080030651E+08	10.5041728	144.2391 /L	20.5125	0.3964973	268.68845	71.327217	n.a.	n.a.
2025-Feb-13 00:00	109.48356	26.27054	1.1171889051E+08	10.7577477	143.0886 /L	21.1030	0.3641544	267.54495	73.007886	n.a.	n.a.
2025-Feb-14 00:00	109.32858	26.26267	1.1265909800E+08	11.0047042	141.9510 /L	21.6804	0.3319427	266.21963	74.645613	n.a.	n.a.
2025-Feb-15 00:00	109.18815	26.25236	1.1362036101E+08	11.2451292	140.8265 /L	22.2446	0.2999433	264.65433	76.239898	n.a.	n.a.
2025-Feb-16 00:00	109.06226	26.23972	1.1460211839E+08	11.4790936	139.7150 /L	22.7956	0.2682523	262.76522	77.789416	n.a.	n.a.
2025-Feb-17 00:00	108.95087	26.22481	1.1560381455E+08	11.7066560	138.6166 /L	23.3335	0.2369926	260.42754	79.291516	n.a.	n.a.
2025-Feb-18 00:00	108.85393	26.20772	1.1662489859E+08	11.9278672	137.5312 /L	23.8582	0.2063342	257.44893	80.741351	n.a.	n.a.
2025-Feb-19 00:00	108.77137	26.18854	1.1766482380E+08	12.1427741	136.4587 /L	24.3699	0.1765339	253.52102	82.130193	n.a.	n.a.
2025-Feb-20 00:00	108.70311	26.16733	1.1872304744E+08	12.3514217	135.3992 /L	24.8685	0.1480140	248.13030	83.442051	n.a.	n.a.
2025-Feb-21 00:00	108.64903	26.14417	1.1979903053E+08	12.5538524	134.3526 /L	25.3543	0.1215285	240.40162	84.646513	n.a.	n.a.
2025-Feb-22 00:00	108.60904	26.11911	1.2089223761E+08	12.7501036	133.3188 /L	25.8272	0.0985098	228.89979	85.683919	n.a.	n.a.
2025-Feb-23 00:00	108.58300	26.09223	1.2200213598E+08	12.9402014	132.2977 /L	26.2873	0.0816346	211.84654	86.441322	n.a.	n.a.
2025-Feb-24 00:00	108.57079	26.06357	1.2312819447E+08	13.1241540	131.2893 /L	26.7349	0.0748028	189.39743	86.754472	n.a.	n.a.
2025-Feb-25 00:00	108.57225	26.03318	1.2426988157E+08	13.3019435	130.2933 /L	27.1699	0.0802502	166.79777	86.533334	n.a.	n.a.
2025-Feb-26 00:00	108.58724	26.00012	1.2542666296E+08	13.4735232	129.3099 /L	27.5926	0.0955853	149.48621	85.887570	n.a.	n.a.
2025-Feb-27 00:00	108.61558	25.96742	1.2659799909E+08	13.6388201	128.3387 /L	28.0031	0.1167021	137.80772	84.997722	n.a.	n.a.
2025-Feb-28 00:00	108.65712	25.93213	1.2778334349E+08	13.7977508	127.3798 /L	28.4014	0.1407775	129.99895	83.986265	n.a.	n.a.
2025-Mar-01 00:00	108.71166	25.89527	1.2898214293E+08	13.9502473	126.4330 /L	28.7878	0.1663047	124.59686	82.917676	n.a.	n.a.
2025-Mar-02 00:00	108.77901	25.85689	1.3019384011E+08	14.0962880	125.4981 /L	29.1625	0.1924929	120.70464	81.825104	n.a.	n.a.
2025-Mar-03 00:00	108.85894	25.81700	1.3141787880E+08	14.2359229	124.5751 /L	29.5255	0.2189020	117.79584	80.726463	n.a.	n.a.
2025-Mar-04 00:00	108.95125	25.77564	1.3265371060E+08	14.3692829	123.6638 /L	29.8772	0.2452696	115.55448	79.632040	n.a.	n.a.

Moon:

2024-Mar-04 00:00	256.35524	-27.48497	3.8441408732E+05	-0.0677230	85.6965 /L	94.1554	32.711737	97.691682	-3.813739	n.a.	n.a.
2024-Mar-05 00:00	271.37775	-28.48734	3.7839852989E+05	-0.0708158	73.4169 /L	106.4429	33.783340	90.602962	-3.923641	n.a.	n.a.
2024-Mar-06 00:00	286.95278	-27.77833	3.7232026510E+05	-0.0689895	60.6888 /L	119.1856	34.942665	83.227280	-3.757686	n.a.	n.a.
2024-Mar-07 00:00	302.59375	-25.25911	3.6664547571E+05	-0.0613759	47.4971 /L	132.3983	36.095401	76.221499	-3.288837	n.a.	n.a.
2024-Mar-08 00:00	317.85856	-21.02885	3.6188826078E+05	-0.0477877	33.8743 /L	146.0475	37.115928	70.208886	-2.525958	n.a.	n.a.
2024-Mar-09 00:00	332.50430	-15.37459	3.5853937518E+05	-0.0289860	19.9225 /L	160.0301	37.865816	65.630019	-1.518978	n.a.	n.a.
2024-Mar-10 00:00	346.52337	-8.71527									

2024-Mar-14 00:00	40.56294	18.37316	3.6905664406E+05	0.0661888	50.2887 /T	129.6019	35.616738	67.860273	3.5623930	n.a.	n.a.
2024-Mar-15 00:00	54.66660	23.12582	3.7505001003E+05	0.0715345	63.2936 /T	116.5773	34.430190	72.907288	3.9195317	n.a.	n.a.
2024-Mar-16 00:00	69.13131	26.45788	3.8125575168E+05	0.0712349	75.8321 /T	104.0256	33.277655	79.021544	3.9735999	n.a.	n.a.
2024-Mar-17 00:00	83.75162	28.23377	3.8722712364E+05	0.0663104	87.9337 /T	91.9174	32.241960	85.778929	3.7605978	n.a.	n.a.
2024-Mar-18 00:00	98.20635	28.44081	3.9261920666E+05	0.0580495	99.6550 /T	80.1961	31.371003	92.669819	3.3391987	n.a.	n.a.
2024-Mar-19 00:00	112.16696	27.18286	3.9720076518E+05	0.0477599	111.0658 /T	68.7917	30.683801	99.200719	2.7786738	n.a.	n.a.
2024-Mar-20 00:00	125.40457	24.64836	4.0084806739E+05	0.0366004	122.2395 /T	57.6302	30.178551	104.99284	2.1475100	n.a.	n.a.
2024-Mar-21 00:00	137.83847	21.06606	4.0352733083E+05	0.0254826	133.2457 /T	46.6413	29.840142	109.82148	1.5042430	n.a.	n.a.
2024-Mar-22 00:00	149.52169	16.66807	4.0527114369E+05	0.0150270	144.1461 /T	35.7626	29.646325	113.59300	0.8914599	n.a.	n.a.
2024-Mar-23 00:00	160.59741	11.67031	4.0615282449E+05	0.0055577	154.9922 /T	24.9418	29.572621	116.29364	0.3333034	n.a.	n.a.
2024-Mar-24 00:00	171.25797	6.26842	4.0626175490E+05	-0.0028707	165.8212 /T	14.1404	29.596256	117.94151	-0.163759	n.a.	n.a.
2024-Mar-25 00:00	181.71859	0.64312	4.0568222502E+05	-0.0104196	176.5863 /T	3.4042	29.699301	118.55400	-0.607520	n.a.	n.a.
2024-Mar-26 00:00	192.20459	-5.03032	4.0447801379E+05	-0.0173877	172.2920 /L	7.6874	29.870974	118.13010	-1.014740	n.a.	n.a.
2024-Mar-27 00:00	202.94575	-10.57121	4.0268451370E+05	-0.0241163	161.3193 /L	18.6315	30.108895	116.64455	-1.404796	n.a.	n.a.
2024-Mar-28 00:00	214.17026	-15.78234	4.0030953330E+05	-0.0308854	150.2109 /L	29.7132	30.419047	114.05272	-1.793035	n.a.	n.a.
2024-Mar-29 00:00	226.08986	-20.44024	3.9734295919E+05	-0.0378142	138.9564 /L	40.9439	30.814250	110.30915	-2.184684	n.a.	n.a.
2024-Mar-30 00:00	238.86770	-24.29008	3.9377434461E+05	-0.0447795	127.5219 /L	52.3587	31.311097	105.40550	-2.570222	n.a.	n.a.
2024-Mar-31 00:00	252.56497	-27.05247	3.8961635370E+05	-0.0513640	115.8643 /L	64.0016	31.925349	99.430135	-2.923166	n.a.	n.a.
2024-Apr-01 00:00	267.08080	-28.45122	3.8493089316E+05	-0.0568477	103.9349 /L	75.9220	32.665875	92.633924	-3.201180	n.a.	n.a.
2024-Apr-02 00:00	282.12884	-28.26469	3.7985365111E+05	-0.0602557	91.6839 /L	88.1706	33.527341	85.458279	-3.351021	n.a.	n.a.
2024-Apr-03 00:00	297.30027	-26.38555	3.7461156430E+05	-0.0604765	79.0676 /L	100.7914	34.482299	78.476768	-3.317233	n.a.	n.a.
2024-Apr-04 00:00	312.20510	-22.85830	3.6952662010E+05	-0.0564611	66.0589 /L	113.8116	35.474434	72.260135	-3.053621	n.a.	n.a.
2024-Apr-05 00:00	326.60679	-17.87597	3.6499913907E+05	-0.0474951	52.6594 /L	127.2292	36.416273	67.249899	-2.535587	n.a.	n.a.
2024-Apr-06 00:00	340.47175	-11.74736	3.6146581601E+05	-0.0334991	38.9111 /L	141.0017	37.195938	63.715741	-1.770632	n.a.	n.a.
2024-Apr-07 00:00	353.93569	-4.86005	3.5933400031E+05	-0.0152582	24.9028 /L	155.0390	37.696305	61.790578	-0.803866	n.a.	n.a.
2024-Apr-08 00:00	7.23591	2.34865	3.5890384742E+05	0.0055479	10.7680 /L	169.2061	37.824427	61.528722	0.2842000	n.a.	n.a.
2024-Apr-09 00:00	20.64462	9.41590	3.6029988435E+05	0.0265987	3.3636 /T	176.6285	37.540919	62.943598	1.3884887	n.a.	n.a.
2024-Apr-10 00:00	34.40730	15.87997	3.6343571500E+05	0.0454258	17.2658 /T	162.6931	36.874801	66.007915	2.3967214	n.a.	n.a.
2024-Apr-11 00:00	48.67716	21.31371	3.6802531607E+05	0.0599608	30.8528 /T	149.0751	35.915361	70.616218	3.2085126	n.a.	n.a.
2024-Apr-12 00:00	63.44687	25.36603	3.7363610649E+05	0.0689238	44.0193 /T	135.8815	34.785742	76.525877	3.7508826	n.a.	n.a.
2024-Apr-13 00:00	78.50854	27.80780	3.7976414113E+05	0.0719406	56.7220 /T	123.1567	33.612092	83.318019	3.9868716	n.a.	n.a.
2024-Apr-14 00:00	93.49119	28.56753	3.8590855311E+05	0.0694232	68.9651 /T	110.8973	32.500676	90.433371	3.9168209	n.a.	n.a.
2024-Apr-15 00:00	107.98648	27.73310	3.9162937278E+05	0.0623251	80.7897 /T	99.0627	31.527423	97.294627	3.5738328	n.a.	n.a.
2024-Apr-16 00:00	121.69316	25.51026	3.9658295991E+05	0.0518818	92.2607 /T	87.5881	30.737560	103.44491	3.0154575	n.a.	n.a.
2024-Apr-17 00:00	134.49136	22.15836	4.0053673693E+05	0.0393979	103.4560 /T	76.3954	30.150607	108.61392	2.3134408	n.a.	n.a.
2024-Apr-18 00:00	146.42837	17.93579	4.0336814044E+05	0.0260946	114.4570 /T	65.4030	29.766828	112.69529	1.5430824	n.a.	n.a.
2024-Apr-19 00:00	157.66142	13.07218	4.0505290761E+05	0.0130130	125.3422 /T	54.5319	29.573107	115.68157	0.7735981	n.a.	n.a.
2024-Apr-20 00:00	168.40326	7.76439	4.0564673429E+05	0.0009555	136.1825 /T	43.7105	29.547631	117.60281	0.0606561	n.a.	n.a.
2024-Apr-21 00:00	178.88847	2.18620	4.0526318475E+05	-0.0095440	147.0377 /T	32.8783	29.663590	118.48622	-0.558152	n.a.	n.a.
2024-Apr-22 00:00	189.35781	-3.49670	4.0405003396E+05	-0.0182268	157.9523 /T	21.9899	29.892329	118.33557	-1.064693	n.a.	n.a.
2024-Apr-23 00:00	200.05230	-9.11099	4.0216605531E+05	-0.0250919	168.9334 /T	11.0371	30.206302	117.12494	-1.458769	n.a.	n.a.
2024-Apr-24 00:00	211.20777	-14.46150	3.9976044803E+05	-0.0303520	178.3025 /T	1.6930	30.581927	114.80428	-1.754258	n.a.	n.a.
2024-Apr-25 00:00	223.04076	-19.32049	3.9695731736E+05	-0.0343609	168.2904 /L	11.6792	31.002069	111.31890	-1.973545	n.a.	n.a.
2024-Apr-26 00:00	235.71681	-23.42430	3.9384753739E+05	-0.0375160	156.8322 /L	23.1091	31.457652	106.64864	-2.140992	n.a.	n.a.
2024-Apr-27 00:00	249.29736	-26.48401	3.9048968828E+05	-0.0401486	145.1458 /L	34.7697	31.947775	100.86845	-2.276233	n.a.	n.a.
2024-Apr-28 00:00	263.67960	-28.21806	3.8692050214E+05	-0.0424168	133.2458 /L	46.6473	32.477869	94.215214	-2.388273	n.a.	n.a.
2024-Apr-29 00:00	278.57327	-28.40663	3.8317353362E+05	-0.0442258	121.1210 /L	58.7545	33.055741	87.116296	-2.471505	n.a.	n.a.
2024-Apr-30 00:00	293.56427	-26.94912	3.7930289636E+05	-0.0451937	108.7535 /L	71.1101	33.685766	80.130878	-2.504753	n.a.	n.a.
2024-May-01 00:00	308.25692	-23.89310	3.7540719499E+05	-0.0446836	96.1242 /L	83.7339	34.361954	73.814570	-2.454181	n.a.	n.a.
2024-May-02 00:00	322.40914	-19.41884	3.7164751106E+05	-0.0419105	83.2197 /L	96.6400	35.061168	68.593724	-2.280204	n.a.	n.a.
2024-May-03 00:00	335.98262	-13.79729	3.6825280654E+05	-0.0361238	70.0401 /L	109.8282	35.738493	64.725374	-1.947535	n.a.	n.a.
2024-May-04 00:00	349.11065	-7.35213	3.6550698315E+05	-0.0268440	56.6088 /L	123.2750	36.327452	62.336628	-1.436414	n.a.	n.a.
2024-May-05 00:00	2.03436	-0.44119	3.6371493115E+05	-0.0141012	42.9814 /L	136.9241	36.747745	61.488853	-0.752229	n.a.	n.a.
2024-May-06 00:00	15.04271	6.54713	3.6315073485E+05	0.0014059	29.2537 /L	150.6786	36.921287	62.223191	0.0694049	n.a.	n.a.
2024-May-07 00:00	28.42021	13.19570	3.6399873736E+05	0.0183161	15.5919 /L	164.3707	36.793243	64.569391	0.9642247	n.a.	n.a.
2024-May-08 00:00	42.38807	19.07181	3.6630399377E+05	0.0348169	3.2660 /L	176.7260	36.350327	68.513086	1.8478578	n.a.	n.a.
2024-May-09 00:00	57.02857	23.76163	3.6994835299E+05	0.0490106	12.0928 /T	167.8780	35.627847	73.926110	2.6293388	n.a.	n.a.
2024-May-10 00:00	72.21031	26.92874	3.7466034659E+05	0.0593058	25.0202 /T	154.9197	34.701904	80.489304	3.2259907	n.a.	n.a.
2024-May-11 00:00	87.57386	28.38321	3.8005496586E+05	0.0646989	37.6719 /T	142.2400	33.670818	87.674010	3.5759802	n.a.	n.a.
2024-May-12 00:00	102.63396	28.12515	3.8569010180E+05	0.0648743	49.9342 /T	129.9538	32.634376	94.804741	3.6462332	n.a.	n.a.
2024-May-13 00:00	116.96176	26.32793	3.9112427355E+05	0.0601420	61.8055 /T	118.0637	31.678256	101.41670	3.4351820	n.a.	n.a.
2024-May-14 00:00	130.32387	23.26707	3.9596436121E+05	0.0512818	73.3259 /T	106.5303	30.866326	107.02770	2.9709985	n.a.	n.a.
2024-May-15 00:00	142.70376	19.23962	3.9989834580E+05	0.0393619	84.5591 /T	95.2901	30.239558	111.51131	2.3063414	n.a.	n.a.
2024-May-16 00:00	154.24079	14.51223	4.0271307764E+05	0.0255783	95.5822 /T	84.2660	29.818672	114.84825	1.5106240	n.a.	n.a.
2024-May-17 00:00	165.15667	9.30481	4.0429961382E+05	0.0111287	106.4775 /T	73.3758	29.607966	117.08159	0.6608315	n.a.	n.a.
2024-May-18 00:00	175.70545	3.79767	4.0464913734E+05	-0.0028807	117.3255 /T	62.5385	29.598829	118.25956	-0.167925	n.a.	n.a.
2024-May-19 00:00	186.14955	-1.85067	4.0384188808E+05	-0.0155053	128.2002 /T	51.6797	29.772421	118.40495	-0.910847	n.a.	n.a.
2024-May-20 00:00	196.75157	-7.48269	4.0203073820E+05	-0.0260169	139.1632 /T	40.7373	30.101692	117.50349	-1.519777	n.a.	n.a.
2024-May-21 00:00	207.77033	-12.92154	3.9942054243E+05	-0.0339465	150.2543 /T	29.6707	30.553225	115.50583	-1.966774	n.a.	n.a.
2024-May-22 00:00	219.45001	-17.95360	3.9624441987E+05	-0.0391115	161.4598 /T	18.4924	31.089488	112.34395	-2.244774	n.a.	n.a.
2024-May-23 00:00	231.99139	-22.31825	3.9273869298E+05	-0.0416180	172.4089 /T	7.5713	31.671901	107.96826	-2.365553	n.a.	n.a.
2024-May-24 00:00	245.49674	-25.71323	3.8911911662E+05	-0.0418265	173.5050 /L	6.4786	32.264684	102.41128	-2.355420	n.a.	n.a.
2024-May-25 00:00	259.89745	-27.82654	3.8556184694E+05	-0.0402765	162.2787 /L	17.6772	32.838881	95.867851	-2.249131	n.a.	n.a.
2024-May-26 00:00	274.90898	-28.39902	3.8219275592E+05	-0.0375707	150.1776 /L	29.7509	33.375466	88.746388	-2.082742	n.a.	n.a.
2024-May-27 00:00	290.07977	-27.29837									

2024-Jun-08 00:00	96.80005	28.31168	3.8274080270E+05	0.0539440	19.2759 /T	160.6765	33.297275	92.235090	2.9934019	n.a.	n.a.
2024-Jun-09 00:00	111.58529	27.03428	3.8749365061E+05	0.0553815	31.2443 /T	148.6799	32.440712	99.137204	3.1161126	n.a.	n.a.
2024-Jun-10 00:00	125.49190	24.34985	3.9219004082E+05	0.0526275	42.9899 /T	136.9091	31.611892	105.18678	3.0031354	n.a.	n.a.
2024-Jun-11 00:00	138.38320	20.56659	3.9647220334E+05	0.0458563	54.4592 /T	125.4190	30.874183	110.11991	2.6152324	n.a.	n.a.
2024-Jun-12 00:00	150.32698	15.98763	4.0001487239E+05	0.0356311	65.6773 /T	114.1851	30.278550	113.86469	2.0827959	n.a.	n.a.
2024-Jun-13 00:00	161.51651	10.87105	4.0255466508E+05	0.0228035	76.6999 /T	103.1523	29.861517	116.45452	1.3436062	n.a.	n.a.
2024-Jun-14 00:00	172.20258	5.42354	4.0391049267E+05	0.0084098	87.5986 /T	92.2492	29.645396	117.95259	0.4977845	n.a.	n.a.
2024-Jun-15 00:00	182.65552	-0.18658	4.0399535261E+05	-0.0064235	98.4529 /T	81.3965	29.639392	118.40624	-0.379535	n.a.	n.a.
2024-Jun-16 00:00	193.15033	-5.80836	4.0282047678E+05	-0.0205625	109.3434 /T	70.5134	29.840571	117.82556	-1.210930	n.a.	n.a.
2024-Jun-17 00:00	203.96249	-11.28501	4.0049261506E+05	-0.0329433	120.3462 /T	59.5235	30.234232	116.17834	-1.925598	n.a.	n.a.
2024-Jun-18 00:00	215.36202	-16.43110	3.9720468512E+05	-0.0426488	131.5264 /T	48.3615	30.793772	113.39899	-2.467190	n.a.	n.a.
2024-Jun-19 00:00	227.59324	-21.01333	3.9321956301E+05	-0.0489905	142.9273 /T	36.9833	31.480609	109.41618	-2.799568	n.a.	n.a.
2024-Jun-20 00:00	240.82731	-24.74264	3.8884682148E+05	-0.0515887	154.5459 /T	25.3910	32.245107	104.20895	-2.909919	n.a.	n.a.
2024-Jun-21 00:00	255.08440	-27.29099	3.8441305615E+05	-0.0504371	166.2012 /T	13.7641	33.029562	97.892407	-2.809037	n.a.	n.a.
2024-Jun-22 00:00	270.15630	-28.34635	3.8022816457E+05	-0.0459274	175.0537 /T	4.9339	33.773908	90.801596	-2.528733	n.a.	n.a.
2024-Jun-23 00:00	285.60502	-27.70023	3.7655218710E+05	-0.0388080	166.8752 /L	13.0928	34.423735	83.497684	-2.116502	n.a.	n.a.
2024-Jun-24 00:00	300.89562	-25.32520	3.7356910322E+05	-0.0300644	154.4519 /L	25.4878	34.938783	76.640526	-1.627823	n.a.	n.a.
2024-Jun-25 00:00	315.60120	-21.38952	3.7137398683E+05	-0.0207349	141.5377 /L	38.3756	35.299037	70.792432	-1.117036	n.a.	n.a.
2024-Jun-26 00:00	329.53548	-16.20170	3.6997731779E+05	-0.0117071	128.4307 /L	51.4604	35.505841	66.297089	-0.628429	n.a.	n.a.
2024-Jun-27 00:00	342.75129	-10.13110	3.6932550901E+05	-0.0035562	115.2384 /L	64.6359	35.577296	63.292037	-0.189527	n.a.	n.a.
2024-Jun-28 00:00	355.46247	-3.55040	3.6933171070E+05	0.0035251	102.0270 /L	77.8370	35.539595	61.794295	0.1915932	n.a.	n.a.
2024-Jun-29 00:00	7.96284	3.18674	3.6990788909E+05	0.0096865	88.8431 /L	91.0175	35.417505	61.782479	0.5241306	n.a.	n.a.
2024-Jun-30 00:00	20.56865	9.74275	3.7098921810E+05	0.0152878	75.7226 /L	104.1418	35.227193	63.241627	0.8280246	n.a.	n.a.
2024-Jul-01 00:00	33.57483	15.78315	3.7254463613E+05	0.0207195	62.6970 /L	117.1781	34.973379	66.166338	1.1248883	n.a.	n.a.
2024-Jul-02 00:00	47.20477	20.96863	3.7457172479E+05	0.0262281	49.8011 /L	130.0908	34.651210	70.524080	1.4289599	n.a.	n.a.
2024-Jul-03 00:00	61.54153	24.96632	3.7707847127E+05	0.0317938	37.0823 /L	142.8317	34.251786	76.184305	1.7404974	n.a.	n.a.
2024-Jul-04 00:00	76.45734	27.49092	3.8005788453E+05	0.0370905	24.6254 /L	155.3146	33.769338	82.840591	2.0432436	n.a.	n.a.
2024-Jul-05 00:00	91.59887	28.36927	3.8346307237E+05	0.0415357	12.7130 /L	167.2549	33.207638	89.988318	2.3061773	n.a.	n.a.
2024-Jul-06 00:00	106.48453	27.59469	3.8718985116E+05	0.0444099	5.0189 /T	174.9683	32.583629	97.015092	2.4888923	n.a.	n.a.
2024-Jul-07 00:00	120.68207	25.32894	3.9107145306E+05	0.0450100	13.3902 /T	166.5758	31.927358	103.37058	2.5490111	n.a.	n.a.
2024-Jul-08 00:00	133.94856	21.84559	3.9488634372E+05	0.0427930	24.6032 /T	155.3349	31.278689	108.69675	2.5400896	n.a.	n.a.
2024-Jul-09 00:00	146.25650	17.45271	3.9837688875E+05	0.0374796	35.8571 /T	144.0549	30.682244	112.84410	2.1686730	n.a.	n.a.
2024-Jul-10 00:00	157.73700	12.43570	4.0127466937E+05	0.0291038	46.9697 /T	132.9197	30.182266	115.80599	1.6996053	n.a.	n.a.
2024-Jul-11 00:00	168.60780	7.03318	4.0332794917E+05	0.0180147	57.9404 /T	121.9307	29.818531	117.63854	1.0590344	n.a.	n.a.
2024-Jul-12 00:00	179.12351	1.43818	4.0432769361E+05	0.0048444	68.8140 /T	111.0439	29.623665	118.40269	0.2847525	n.a.	n.a.
2024-Jul-13 00:00	189.55157	-4.18733	4.0412987717E+05	-0.0095441	79.6553 /T	100.1949	29.621558	118.13236	-0.566328	n.a.	n.a.
2024-Jul-14 00:00	200.16445	-9.69186	4.0267292201E+05	-0.0241163	90.5403 /T	89.3080	29.826214	116.82151	-1.423249	n.a.	n.a.
2024-Jul-15 00:00	211.23602	-14.91184	3.9998964887E+05	-0.0377337	101.5492 /T	78.3031	30.240384	114.42504	-2.209824	n.a.	n.a.
2024-Jul-16 00:00	223.03056	-19.64911	3.9621303970E+05	-0.0492311	112.7606 /T	67.1017	30.853544	110.87503	-2.851126	n.a.	n.a.
2024-Jul-17 00:00	235.77063	-23.65343	3.9157457734E+05	-0.0575119	124.2442 /T	55.6338	31.639249	106.12052	-3.284911	n.a.	n.a.
2024-Jul-18 00:00	249.57301	-26.62045	3.8639328691E+05	-0.0616686	136.0508 /T	43.8481	32.552563	100.19936	-3.468266	n.a.	n.a.
2024-Jul-19 00:00	264.36119	-28.22169	3.8105339592E+05	-0.0611240	148.1943 /T	31.7299	33.529073	93.332264	-3.683662	n.a.	n.a.
2024-Jul-20 00:00	279.80937	-28.17718	3.7596947428E+05	-0.0557745	160.5946 /T	19.3583	34.487684	85.983133	-3.041970	n.a.	n.a.
2024-Jul-21 00:00	295.40234	-26.35120	3.7154064373E+05	-0.0460911	172.4953 /T	7.4862	35.339134	78.802601	-2.482047	n.a.	n.a.
2024-Jul-22 00:00	310.62326	-22.81527	3.6809987058E+05	-0.0331230	171.1450 /L	8.8338	36.000350	72.445656	-1.762629	n.a.	n.a.
2024-Jul-23 00:00	325.14657	-17.83475	3.6586892876E+05	-0.0183589	158.4730 /L	21.4767	36.411388	67.387925	-0.971877	n.a.	n.a.
2024-Jul-24 00:00	338.90711	-11.79534	3.6493141361E+05	-0.0034547	145.0512 /L	34.8704	36.548718	63.867046	-0.179051	n.a.	n.a.
2024-Jul-25 00:00	352.04836	-5.12269	3.6523265631E+05	0.0100995	131.5134 /L	48.3838	36.428769	61.942413	0.5419684	n.a.	n.a.
2024-Jul-26 00:00	4.83188	1.76994	3.6660695892E+05	0.0212599	118.0286 /L	61.8496	36.099908	61.588154	1.1415765	n.a.	n.a.
2024-Jul-27 00:00	17.56278	8.50134	3.6882329098E+05	0.0295654	104.6897 /L	75.1759	35.626619	62.759032	1.5965000	n.a.	n.a.
2024-Jul-28 00:00	30.53686	14.72095	3.7163535224E+05	0.0351049	91.5506 /L	88.3093	35.072665	65.412770	1.9092302	n.a.	n.a.
2024-Jul-29 00:00	43.99251	20.10079	3.7482274512E+05	0.0383550	78.6379 /L	101.2233	34.488838	69.490830	2.1018128	n.a.	n.a.
2024-Jul-30 00:00	58.05238	24.33575	3.7821518652E+05	0.0399618	65.9607 /L	113.9088	33.907603	74.864768	2.2062055	n.a.	n.a.
2024-Jul-31 00:00	72.66085	27.16456	3.8169792446E+05	0.0405338	53.5193 /L	126.3646	33.343906	81.268568	2.2538023	n.a.	n.a.
2024-Aug-01 00:00	87.55642	28.41326	3.8520140321E+05	0.0404896	41.3149 /L	138.5888	32.800017	88.263787	2.2669853	n.a.	n.a.
2024-Aug-02 00:00	102.33017	28.04164	3.8868096273E+05	0.0399807	29.3618 /L	150.5659	32.272110	95.291127	2.2540546	n.a.	n.a.
2024-Aug-03 00:00	116.56728	26.15899	3.9209320236E+05	0.0389904	17.7302 /L	162.2244	31.756681	101.80470	2.2082716	n.a.	n.a.
2024-Aug-04 00:00	129.98784	22.99216	3.9537507149E+05	0.0368951	6.9912 /L	172.9904	31.255496	107.40390	2.1105251	n.a.	n.a.
2024-Aug-05 00:00	142.50350	18.82490	3.9843019788E+05	0.0335663	7.1849 /T	172.7964	30.778310	111.88037	1.9345950	n.a.	n.a.
2024-Aug-06 00:00	154.18873	13.94229	4.0112484704E+05	0.0284871	17.5964 /T	162.3579	30.343281	115.18032	1.6537804	n.a.	n.a.
2024-Aug-07 00:00	165.21929	8.59887	4.0329371804E+05	0.0213600	28.4921 /T	151.4353	29.975499	117.33482	1.2477384	n.a.	n.a.
2024-Aug-08 00:00	175.82044	3.00981	4.0475402259E+05	0.0120890	39.3694 /T	140.5336	29.704386	118.40022	0.7085846	n.a.	n.a.
2024-Aug-09 00:00	186.23750	-2.64310	4.0532529294E+05	0.0008297	50.2005 /T	129.6818	29.560706	118.42087	0.0454836	n.a.	n.a.
2024-Aug-10 00:00	196.72365	-8.19766	4.0485214780E+05	-0.0119919	61.0218 /T	118.8443	29.573659	117.41085	-0.712920	n.a.	n.a.
2024-Aug-11 00:00	207.53567	-13.49355	4.0322756607E+05	-0.0256855	71.8928 /T	107.9623	29.768164	115.34940	-1.518768	n.a.	n.a.
2024-Aug-12 00:00	218.92754	-18.35296	4.0041469029E+05	-0.0393237	82.8858 /T	96.9639	30.162063	112.18912	-2.308258	n.a.	n.a.
2024-Aug-13 00:00	231.13097	-22.56236	3.9646543787E+05	-0.0517891	94.0800 /T	85.7705	30.762794	107.88158	-3.007837	n.a.	n.a.
2024-Aug-14 00:00	244.31162	-25.86166	3.9153399248E+05	-0.0618471	105.5550 /T	74.3024	31.563133	102.42859	-3.542702	n.a.	n.a.
2024-Aug-15 00:00	258.49835	-27.95302	3.8588252765E+05	-0.0682549	117.3837 /T	62.4868	32.536002	95.959936	-3.846565	n.a.	n.a.
2024-Aug-16 00:00	273.51205	-28.54317	3.7987550971E+05	-0.0699182	129.6216 /T	50.2677	33.629231	88.809956	-3.871432	n.a.	n.a.
2024-Aug-17 00:00	288.95994	-27.41997	3.7395831007E+05	-0.0660959	142.2934 /T	37.6200	34.762573	81.526763	-3.596123	n.a.	n.a.
2024-Aug-18 00:00	304.34975	-24.53282	3.6861682417E+05	-0.0566273	155.3685 /T	24.5732	35.830650	74.761641	-3.032229	n.a.	n.a.
2024-Aug-19 00:00	319.27606	-20.02865	3.6431873219E+05	-0.0421160	168.6458 /T	11.3269	36.715493	69.088561	-2.226600	n.a.	n.a.
2024-Aug-20 00:00	333.55143	-14.22413	3.6144431328E+05	-0.0239706	175.5367 /L	4.4529	37.309222	64.880739	-1.254630	n.a.	n.a.
2024-Aug-21 00:00	347.21599	-7.									

2024-Sep-02 00:00	151.09522	15.32415	4.0171390319E+05	0.0266414	12.3739 /L	167.5932	30.269496	114.55861	1.5477194	n.a.	n.a.
2024-Sep-03 00:00	162.21836	10.07856	4.0375405646E+05	0.0204904	2.5081 /T	177.4851	29.979005	116.99800	1.1945745	n.a.	n.a.
2024-Sep-04 00:00	172.88187	4.52161	4.0523329118E+05	0.0135990	10.1423 /T	169.8308	29.751660	118.34272	0.7942116	n.a.	n.a.
2024-Sep-05 00:00	183.31298	-1.15335	4.0607335060E+05	0.0056474	20.9081 /T	159.0369	29.597728	118.63466	0.3279011	n.a.	n.a.
2024-Sep-06 00:00	193.74554	-6.77090	4.0617242063E+05	-0.0035744	31.7206 /T	148.1982	29.534760	117.89417	-0.216102	n.a.	n.a.
2024-Sep-07 00:00	204.41454	-12.16141	4.0541828398E+05	-0.0140854	42.5514 /T	137.3443	29.585564	116.11422	-0.836826	n.a.	n.a.
2024-Sep-08 00:00	215.55089	-17.14739	4.0370751556E+05	-0.0256557	53.4378 /T	126.4388	29.775440	113.26561	-1.516471	n.a.	n.a.
2024-Sep-09 00:00	227.36775	-21.53010	4.0096851588E+05	-0.0377757	64.4363 /T	115.4261	30.128870	109.31563	-2.218654	n.a.	n.a.
2024-Sep-10 00:00	240.02991	-25.08015	3.9718604967E+05	-0.0496524	75.6145 /T	104.2392	30.665580	104.26540	-2.889657	n.a.	n.a.
2024-Sep-11 00:00	253.60269	-27.53966	3.9242480580E+05	-0.0602365	87.0472 /T	92.8037	31.395691	98.208161	-3.462968	n.a.	n.a.
2024-Sep-12 00:00	267.99374	-28.64577	3.8684902238E+05	-0.0682883	98.8106 /T	81.0439	32.313640	91.393769	-3.866959	n.a.	n.a.
2024-Sep-13 00:00	282.92953	-28.17995	3.8073424741E+05	-0.0724966	110.9748 /T	68.8899	33.390939	84.257350	-4.034948	n.a.	n.a.
2024-Sep-14 00:00	298.01464	-26.03012	3.7446597832E+05	-0.0716651	123.5922 /T	56.2891	34.568987	77.364781	-3.916448	n.a.	n.a.
2024-Sep-15 00:00	312.86823	-22.23577	3.6851902212E+05	-0.0649705	136.6851 /T	43.2187	35.754992	71.282411	-3.488015	n.a.	n.a.
2024-Sep-16 00:00	327.25696	-16.99370	3.6341257083E+05	-0.0522567	150.2310 /T	29.7002	36.826025	66.451855	-2.761769	n.a.	n.a.
2024-Sep-17 00:00	341.14697	-10.63015	3.5964123481E+05	-0.0342769	164.1498 /T	15.8126	37.646104	63.144370	-1.789211	n.a.	n.a.
2024-Sep-18 00:00	354.67336	-3.56064	3.5759225071E+05	-0.0127489	178.0888 /T	1.9064	38.096432	61.492012	-0.657928	n.a.	n.a.
2024-Sep-19 00:00	3.07382	3.74841	3.5747025032E+05	0.0098851	167.3048 /L	12.6655	38.109647	61.543601	0.520261	n.a.	n.a.
2024-Sep-20 00:00	21.62075	10.81420	3.5925534340E+05	0.0309708	153.1250 /L	26.8134	37.691785	63.301782	1.6264493	n.a.	n.a.
2024-Sep-21 00:00	35.55645	17.16999	3.6271114010E+05	0.0482447	139.1730 /L	40.7369	36.919419	66.722583	2.5572832	n.a.	n.a.
2024-Sep-22 00:00	50.02329	22.39758	3.6743963642E+05	0.0602794	125.5782 /L	54.3080	35.913680	71.676448	3.2389787	n.a.	n.a.
2024-Sep-23 00:00	64.99262	26.16383	3.7296201718E+05	0.0666281	112.4098 /L	67.4588	34.805616	77.888466	3.6368461	n.a.	n.a.
2024-Sep-24 00:00	80.22799	28.26180	3.7879915298E+05	0.0676900	99.6857 /L	80.1719	33.708326	84.903769	3.7546925	n.a.	n.a.
2024-Sep-25 00:00	95.33418	28.64326	3.8453282168E+05	0.0644228	87.3844 /L	92.4689	32.702918	92.135125	3.6275828	n.a.	n.a.
2024-Sep-26 00:00	109.89489	27.41830	3.8984050002E+05	0.0580362	75.4588 /L	104.3969	31.836756	98.996817	3.3107293	n.a.	n.a.
2024-Sep-27 00:00	123.61859	24.81238	3.9450572160E+05	0.0497408	63.8486 /L	116.0158	31.128863	105.04349	2.8672632	n.a.	n.a.
2024-Sep-28 00:00	136.40334	21.10249	3.9841021962E+05	0.0405778	52.4904 /L	127.3885	30.577833	110.02636	2.3571359	n.a.	n.a.
2024-Sep-29 00:00	148.31234	16.56432	4.0151464509E+05	0.0313226	41.3238 /L	138.5745	30.169616	113.86046	1.8287081	n.a.	n.a.
2024-Sep-30 00:00	159.51185	11.44565	4.0383362919E+05	0.0224476	30.2958 /L	149.6259	29.884168	116.55572	1.3138681	n.a.	n.a.
2024-Oct-01 00:00	170.21661	5.96181	4.0540970534E+05	0.0141311	19.3619 /L	160.5864	29.700814	118.15646	0.8268062	n.a.	n.a.
2024-Oct-02 00:00	180.65724	0.30302	4.0628962661E+05	0.0063029	8.4866 /L	171.4903	29.602398	118.70376	0.3660699	n.a.	n.a.
2024-Oct-03 00:00	191.06561	-5.35409	4.0650587988E+05	-0.0012828	2.3939 /T	177.5998	29.578263	118.21748	-0.081315	n.a.	n.a.
2024-Oct-04 00:00	201.66921	-10.83460	4.0606550100E+05	-0.0089527	13.2350 /T	166.7295	29.625986	116.69200	-0.533221	n.a.	n.a.
2024-Oct-05 00:00	212.68610	-15.95440	4.0494747123E+05	-0.0170121	24.1252 /T	155.8114	29.751786	114.10252	-1.006366	n.a.	n.a.
2024-Oct-06 00:00	224.31275	-20.51138	4.0310900179E+05	-0.0256437	35.0842 /T	144.8270	29.969563	110.42304	-1.509488	n.a.	n.a.
2024-Oct-07 00:00	236.69803	-24.28115	4.0049999934E+05	-0.0348211	46.1515 /T	133.7377	30.298652	105.65974	-2.037913	n.a.	n.a.
2024-Oct-08 00:00	249.90151	-27.02229	3.9708408859E+05	-0.0442451	57.3758 /T	122.4959	30.760365	99.900077	-2.569982	n.a.	n.a.
2024-Oct-09 00:00	263.84743	-28.49707	3.9286381146E+05	-0.0533119	68.8139 /T	111.0456	31.373362	93.365509	-3.066262	n.a.	n.a.
2024-Oct-10 00:00	278.30654	-28.50932	3.8790693495E+05	-0.0611210	80.5285 /T	99.3247	32.147753	86.435479	-3.472233	n.a.	n.a.
2024-Oct-11 00:00	292.94236	-26.94914	3.8236997536E+05	-0.0665338	92.5835 /T	87.2699	33.077887	79.606928	-3.724691	n.a.	n.a.
2024-Oct-12 00:00	307.42010	-23.82385	3.7651390684E+05	-0.0682986	105.0360 /T	74.8245	34.134202	73.392787	-3.761468	n.a.	n.a.
2024-Oct-13 00:00	321.52038	-19.26131	3.7070570456E+05	-0.0652548	117.9247 /T	61.9496	35.255731	68.218045	-3.533349	n.a.	n.a.
2024-Oct-14 00:00	335.19504	-13.49245	3.6539871098E+05	-0.0566158	131.2567 /T	48.6379	36.346766	64.374178	-3.016308	n.a.	n.a.
2024-Oct-15 00:00	348.55502	-6.83085	3.6108656944E+05	-0.0422863	144.9927 /T	34.9277	37.282984	62.038207	-2.221585	n.a.	n.a.
2024-Oct-16 00:00	1.82205	0.34020	3.5823172959E+05	-0.0231112	159.0342 /T	20.9164	37.931507	61.318946	-1.200582	n.a.	n.a.
2024-Oct-17 00:00	15.27258	7.57720	3.5718055474E+05	-0.0009130	173.1507 /T	6.8327	38.183497	62.291526	-0.041838	n.a.	n.a.
2024-Oct-18 00:00	29.17870	14.39343	3.5808844206E+05	0.0217838	172.2244 /L	7.7572	37.988086	64.997703	1.1410196	n.a.	n.a.
2024-Oct-19 00:00	43.73494	20.29279	3.6088142730E+05	0.0422988	158.2421 /L	21.7068	37.370632	69.402574	2.2281844	n.a.	n.a.
2024-Oct-20 00:00	58.96726	24.82557	3.6526948102E+05	0.0584029	144.4909 /L	35.4279	36.424622	75.315007	3.1142351	n.a.	n.a.
2024-Oct-21 00:00	74.65810	27.66233	3.7080588713E+05	0.0687430	131.1502 /L	48.7427	35.282059	82.315906	3.7244363	n.a.	n.a.
2024-Oct-22 00:00	90.36338	28.66326	3.7697015069E+05	0.0729568	118.2800 /L	61.5925	34.078441	89.776227	4.0231378	n.a.	n.a.
2024-Oct-23 00:00	105.56308	27.90184	3.8324852725E+05	0.0715215	105.8837 /L	73.9746	32.926943	97.007206	4.0139518	n.a.	n.a.
2024-Oct-24 00:00	119.86134	25.61816	3.8919472609E+05	0.0654701	93.9245 /L	85.9261	31.906958	103.45666	3.7336982	n.a.	n.a.
2024-Oct-25 00:00	133.09573	22.12913	3.9446505696E+05	0.0560998	82.3404 /L	97.5090	31.064127	108.81100	3.2422121	n.a.	n.a.
2024-Oct-26 00:00	145.31723	17.74894	3.9883060769E+05	0.0447381	71.0569 /L	108.7976	30.416341	112.96725	2.6114920	n.a.	n.a.
2024-Oct-27 00:00	156.70864	12.74876	4.0217241296E+05	0.0325820	59.9970 /L	119.8685	29.961306	115.94474	1.9138843	n.a.	n.a.
2024-Oct-28 00:00	167.51072	7.35083	4.0446559750E+05	0.0206010	49.0882 /L	130.7936	29.683437	117.80537	1.2128280	n.a.	n.a.
2024-Oct-29 00:00	177.97899	1.74086	4.0575721187E+05	0.0094858	38.2682 /L	141.6346	29.559458	118.60531	0.5563628	n.a.	n.a.
2024-Oct-30 00:00	188.36539	-3.91402	4.0614123220E+05	-0.0003680	27.4904 /L	152.4369	29.562904	118.37320	-0.026760	n.a.	n.a.
2024-Oct-31 00:00	198.91234	-9.44767	4.0573345415E+05	-0.0088464	16.7451 /L	163.2095	29.667873	117.10544	-0.526557	n.a.	n.a.
2024-Nov-01 00:00	209.84854	-14.68024	4.0464874917E+05	-0.0160756	6.2831 /L	173.6996	29.852280	114.77340	-0.949243	n.a.	n.a.
2024-Nov-02 00:00	221.37760	-19.40788	4.0298309929E+05	-0.0223530	6.0853 /T	173.8984	30.100535	111.34287	-1.312171	n.a.	n.a.
2024-Nov-03 00:00	233.65242	-23.39947	4.0080266195E+05	-0.0280547	16.7184 /T	163.2372	30.405361	106.80888	-1.637459	n.a.	n.a.
2024-Nov-04 00:00	246.73305	-26.40524	3.9814158830E+05	-0.0335269	27.8468 /T	152.0814	30.768325	101.24664	-1.945038	n.a.	n.a.
2024-Nov-05 00:00	260.54026	-28.18226	3.9500934506E+05	-0.0389773	39.1879 /T	140.7156	31.198746	94.865769	-2.246037	n.a.	n.a.
2024-Nov-06 00:00	274.83751	-28.53624	3.9140696863E+05	-0.0443801	50.7342 /T	129.1486	31.710775	88.034675	-2.537481	n.a.	n.a.
2024-Nov-07 00:00	289.27892	-27.36610	3.8735021962E+05	-0.0494133	62.5108 /T	117.3563	32.318691	81.238545	-2.799401	n.a.	n.a.
2024-Nov-08 00:00	303.52075	-24.68864	3.8289618799E+05	-0.0534448	74.5536 /T	105.3037	33.030586	74.975332	-2.995347	n.a.	n.a.
2024-Nov-09 00:00	317.33647	-20.63046	3.7816859487E+05	-0.0555785	86.9010 /T	92.9530	33.840890	69.650850	-3.076941	n.a.	n.a.
2024-Nov-10 00:00	330.67234	-15.39845	3.7337586208E+05	-0.0547771	99.5858 /T	80.2718	34.722640	65.535260	-2.924202	n.a.	n.a.
2024-Nov-11 00:00	343.63521	-9.25210	3.6881517574E+05	-0.0500636	112.6239 /T	67.2444	35.621394	62.786896	-2.697992	n.a.	n.a.
2024-Nov-12 00:00	356.44684	-2.49280	3.6485598255E+05	-0.0407909	126.0019 /T	53.8839	36.454021	61.505623	-2.170345	n.a.	n.a.
2024-Nov-13 00:00	3.93510	4.53083	3.6189989108E+05	-0.0269269	139.6627 /T	40.2467	37.116396	61.777694	-1.416845	n.a.	n.a.
2024-Nov-14 00:00	22.78787	11.41302	3.6031301527E+05	-0.0092616	153.4860 /T	26.4517	37.502421	63.690291	-0.480899	n.a.	n.a.
2024-Nov-15 00:00	36.89501	17.69190	3.6036								

2024-Nov-27 00:00	195.82818	-7.98722	4.0515037988E+05	-0.0060068	47.2475 /L	132.6367	29.597982	117.43374	-0.359057	n.a.	n.a.
2024-Nov-28 00:00	206.64378	-13.29525	4.0416017095E+05	-0.0165607	36.4642 /L	143.4422	29.809004	115.38849	-0.979219	n.a.	n.a.
2024-Nov-29 00:00	218.02679	-18.16620	4.0235402428E+05	-0.0248616	25.6299 /L	154.3022	30.135796	112.24745	-1.458774	n.a.	n.a.
2024-Nov-30 00:00	230.16519	-22.37543	3.9993103011E+05	-0.0308534	14.8356 /L	165.1244	30.544722	107.98170	-1.795922	n.a.	n.a.
2024-Dec-01 00:00	243.15802	-25.66522	3.9708337239E+05	-0.0347451	5.3791 /L	174.6063	31.004495	102.63018	-2.006119	n.a.	n.a.
2024-Dec-02 00:00	256.95866	-27.76914	3.9397580375E+05	-0.0369495	9.7698 /T	170.2044	31.489628	96.365370	-2.116638	n.a.	n.a.
2024-Dec-03 00:00	271.33863	-28.46028	3.9073207235E+05	-0.0379843	20.8060 /T	159.1401	31.983300	89.536632	-2.159675	n.a.	n.a.
2024-Dec-04 00:00	285.92207	-27.60988	3.8743108294E+05	-0.0383479	32.4810 /T	147.4381	32.478737	82.642018	-2.164851	n.a.	n.a.
2024-Dec-05 00:00	300.30460	-25.22592	3.8411420193E+05	-0.0383905	44.4509 /T	135.4445	32.978272	76.216468	-2.152156	n.a.	n.a.
2024-Dec-06 00:00	314.19426	-21.44776	3.8080294371E+05	-0.0382074	56.6575 /T	123.2188	33.489749	70.700691	-2.126648	n.a.	n.a.
2024-Dec-07 00:00	327.48908	-16.50481	3.7752379647E+05	-0.0375845	69.0874 /T	110.7754	34.020614	66.375567	-2.076233	n.a.	n.a.
2024-Dec-08 00:00	340.26955	-10.67009	3.7433477338E+05	-0.0360161	81.7401 /T	98.1158	34.570679	63.382063	-1.973568	n.a.	n.a.
2024-Dec-09 00:00	352.74645	-4.23322	3.7134690679E+05	-0.0328044	94.6155 /T	85.2406	35.125120	61.784258	-1.782351	n.a.	n.a.
2024-Dec-10 00:00	5.20668	2.50260	3.6873368938E+05	-0.0272362	107.7044 /T	72.1590	35.649762	61.628790	-1.467150	n.a.	n.a.
2024-Dec-11 00:00	17.97073	9.20715	3.6672276670E+05	-0.0188110	120.9784 /T	58.8994	36.091001	62.977100	-1.004758	n.a.	n.a.
2024-Dec-12 00:00	31.35069	15.50652	3.6556745526E+05	-0.0074694	134.3793 /T	45.5191	36.382442	65.900552	-0.394196	n.a.	n.a.
2024-Dec-13 00:00	45.58653	20.97897	3.6550107050E+05	0.0062509	147.8045 /T	32.1197	36.458628	70.429119	0.3375012	n.a.	n.a.
2024-Dec-14 00:00	60.74620	25.18349	3.6668360580E+05	0.0212042	161.0477 /T	18.9058	36.272952	76.450795	1.1357594	n.a.	n.a.
2024-Dec-15 00:00	76.61850	27.73642	3.6915527343E+05	0.0358064	173.0331 /T	6.9494	35.813483	83.598791	1.9254834	n.a.	n.a.
2024-Dec-16 00:00	92.69677	28.42078	3.7281136650E+05	0.0483459	170.3845 /L	9.5915	35.109777	91.229766	2.6229252	n.a.	n.a.
2024-Dec-17 00:00	108.34147	27.26422	3.7740647205E+05	0.0573313	158.3481 /L	21.5981	34.227487	98.581677	3.1492995	n.a.	n.a.
2024-Dec-18 00:00	123.04177	24.51894	3.8258602744E+05	0.0617601	146.0994 /L	33.8179	33.253566	105.02822	3.4429110	n.a.	n.a.
2024-Dec-19 00:00	136.57492	20.55611	3.8793491762E+05	0.0612395	134.1299 /L	45.7620	32.278778	110.22836	3.4676266	n.a.	n.a.
2024-Dec-20 00:00	148.98741	15.75321	3.9303007558E+05	0.0559641	122.4970 /L	57.3742	31.383709	114.09805	3.2169619	n.a.	n.a.
2024-Dec-21 00:00	160.48835	10.43002	3.9748666989E+05	0.0466005	111.1778 /L	68.6781	30.631042	116.69657	2.7140575	n.a.	n.a.
2024-Dec-22 00:00	171.35424	4.83453	4.0099245553E+05	0.0341370	100.1153 /L	79.7311	30.063503	118.12530	2.0081505	n.a.	n.a.
2024-Dec-23 00:00	181.87624	-0.84287	4.0332927574E+05	0.0197415	89.2350 /L	90.6080	29.705268	118.46953	1.1681645	n.a.	n.a.
2024-Dec-24 00:00	192.33999	-6.44526	4.0438318903E+05	0.0046414	78.4546 /L	101.3910	29.564612	117.77414	0.2741352	n.a.	n.a.
2024-Dec-25 00:00	203.02041	-11.82367	4.0414536471E+05	-0.0099715	67.6909 /L	112.1633	29.636371	116.03985	-0.592504	n.a.	n.a.
2024-Dec-26 00:00	214.17733	-16.81392	4.0270547165E+05	-0.0230209	56.8666 /L	123.0018	29.903623	113.23343	-1.358442	n.a.	n.a.
2024-Dec-27 00:00	226.03984	-21.21813	4.0023852214E+05	-0.0336189	45.9166 /L	133.9711	30.338710	109.31361	-1.966473	n.a.	n.a.
2024-Dec-28 00:00	238.76959	-24.79614	3.9698557755E+05	-0.0411355	34.7986 /L	145.1128	30.904191	104.27837	-2.380914	n.a.	n.a.
2024-Dec-29 00:00	252.40124	-27.27618	3.9322874480E+05	-0.0452597	23.5217 /L	156.4169	31.554548	98.233868	-2.590004	n.a.	n.a.
2024-Dec-30 00:00	266.78232	-28.39430	3.8926168399E+05	-0.0460390	12.3139 /L	167.6536	32.239468	91.462088	-2.650207	n.a.	n.a.
2024-Dec-31 00:00	281.56623	-27.95981	3.8535834438E+05	-0.0438776	4.9961 /T	174.9908	32.909012	84.433627	-2.457643	n.a.	n.a.
2025-Jan-01 00:00	296.30511	-25.91936	3.8174438119E+05	-0.0394737	13.8740 /T	166.0904	33.520107	77.720678	-2.191973	n.a.	n.a.
2025-Jan-02 00:00	310.61043	-22.38025	3.7857680181E+05	-0.0336925	25.9153 /T	154.0203	34.042737	71.844736	-1.858331	n.a.	n.a.
2025-Jan-03 00:00	324.27833	-17.57971	3.7593686051E+05	-0.0273915	38.4235 /T	141.4855	34.463654	67.162416	-1.503330	n.a.	n.a.
2025-Jan-04 00:00	337.31520	-11.82642	3.7383860289E+05	-0.0212412	51.1561 /T	128.7305	34.785863	63.851975	-1.161700	n.a.	n.a.
2025-Jan-05 00:00	349.88921	-5.45064	3.7225133034E+05	-0.0155908	64.0306 /T	115.8390	35.023592	61.972633	-0.850424	n.a.	n.a.
2025-Jan-06 00:00	2.26514	1.21994	3.7113011361E+05	-0.0104211	77.0004 /T	102.8587	35.194216	61.536881	-0.567012	n.a.	n.a.
2025-Jan-07 00:00	14.75270	7.86076	3.7044594633E+05	-0.0054000	90.0336 /T	89.8221	35.309710	62.559338	-0.292713	n.a.	n.a.
2025-Jan-08 00:00	27.66620	14.13758	3.7020705734E+05	-0.0000273	103.1033 /T	76.7563	35.370337	65.070487	-0.000149	n.a.	n.a.
2025-Jan-09 00:00	41.27694	19.69360	3.7046517473E+05	0.0061692	116.1801 /T	63.6904	35.362584	69.090420	0.3364905	n.a.	n.a.
2025-Jan-10 00:00	55.73931	24.15230	3.7130443361E+05	0.0134378	129.2247 /T	50.6633	35.262180	74.558504	0.7314037	n.a.	n.a.
2025-Jan-11 00:00	70.99442	27.15429	3.7281524622E+05	0.0216590	142.1790 /T	37.7320	35.041663	81.232976	1.1800291	n.a.	n.a.
2025-Jan-12 00:00	86.70783	28.43411	3.7505978030E+05	0.0303007	154.9461 /T	24.9920	34.680410	88.623281	1.6566363	n.a.	n.a.
2025-Jan-13 00:00	102.33395	27.90717	3.7803846196E+05	0.0384868	167.2537 /T	12.7137	34.173912	96.049805	2.1171156	n.a.	n.a.
2025-Jan-14 00:00	117.31978	25.70505	3.8166692927E+05	0.0451641	175.3663 /L	4.6217	33.539023	102.84175	2.5060040	n.a.	n.a.
2025-Jan-15 00:00	131.31046	22.12572	3.8576975687E+05	0.0493134	166.3466 /L	13.6182	32.813408	108.53350	2.7658586	n.a.	n.a.
2025-Jan-16 00:00	144.21701	17.53548	3.9009216537E+05	0.0501446	154.7819 /L	25.1537	32.049811	112.92163	2.8468870	n.a.	n.a.
2025-Jan-17 00:00	156.15600	12.28514	3.9432600705E+05	0.0472269	143.2797 /L	36.6289	31.307646	115.99532	2.7151681	n.a.	n.a.
2025-Jan-18 00:00	167.35469	6.66889	3.9814351794E+05	0.0405384	131.9948 /L	47.8904	30.644850	117.83406	2.3584778	n.a.	n.a.
2025-Jan-19 00:00	178.08203	0.91916	4.0123221407E+05	0.0304469	120.9238 /L	58.9425	30.111939	118.53209	1.7892856	n.a.	n.a.
2025-Jan-20 00:00	188.61430	-4.77934	4.0332607482E+05	0.0176475	110.0200 /L	69.8327	29.748754	118.15856	1.0447596	n.a.	n.a.
2025-Jan-21 00:00	199.22298	-10.26817	4.0423045184E+05	0.0030837	99.2156 /L	80.6292	29.583286	116.74318	0.1837267	n.a.	n.a.
2025-Jan-22 00:00	210.17015	-15.39238	4.0383993171E+05	-0.0121354	88.4312 /L	91.4116	29.631483	114.27807	-0.719272	n.a.	n.a.
2025-Jan-23 00:00	221.69951	-19.97924	4.0214924026E+05	-0.0268135	77.5829 /L	102.2641	29.897075	110.73375	-1.582275	n.a.	n.a.
2025-Jan-24 00:00	234.01188	-23.82218	3.9925727098E+05	-0.0397490	66.5874 /L	113.2698	30.370774	106.09328	-2.325503	n.a.	n.a.
2025-Jan-25 00:00	247.21827	-26.67692	3.9536376018E+05	-0.0498252	55.3691 /L	124.5040	31.028765	100.40865	-2.880065	n.a.	n.a.
2025-Jan-26 00:00	261.27708	-28.28021	3.9075744278E+05	-0.0561116	43.8679 /L	136.0265	31.831024	93.871575	-3.200074	n.a.	n.a.
2025-Jan-27 00:00	275.95183	-28.39843	3.8579422193E+05	-0.0580171	32.0519 /L	147.8682	32.720694	86.861556	-3.260357	n.a.	n.a.
2025-Jan-28 00:00	290.84595	-26.89573	3.8086457577E+05	-0.0553517	19.9523 /L	159.9969	33.626283	79.915827	-3.067170	n.a.	n.a.
2025-Jan-29 00:00	305.53184	-23.78837	3.7635160845E+05	-0.0484736	7.9684 /L	172.0111	34.468354	73.605931	-2.653496	n.a.	n.a.
2025-Jan-30 00:00	319.70405	-19.25231	3.7258477198E+05	-0.0382648	7.0532 /T	172.9291	35.171001	68.392925	-2.073389	n.a.	n.a.
2025-Jan-31 00:00	333.26025	-13.58433	3.6979815547E+05	-0.0260216	19.4534 /T	160.4988	35.675892	64.556323	-1.403749	n.a.	n.a.
2025-Feb-01 00:00	346.28765	-7.14628	3.6810404769E+05	-0.0132206	32.6072 /T	147.3157	35.954095	62.216939	-0.713121	n.a.	n.a.
2025-Feb-02 00:00	359.00152	-0.32016	3.6749002511E+05	-0.0012221	45.9175 /T	133.9799	36.010578	61.404189	-0.069455	n.a.	n.a.
2025-Feb-03 00:00	11.68277	6.51595	3.6784102927E+05	0.0089951	59.2417 /T	120.6354	35.879087	62.116156	0.4803767	n.a.	n.a.
2025-Feb-04 00:00	24.62812	12.99431	3.6897968421E+05	0.0169793	72.4976 /T	107.3656	35.609571	64.348307	0.9145793	n.a.	n.a.
2025-Feb-05 00:00	38.10235	18.75504	3.7071259364E+05	0.0227980	85.6339 /T	94.2225	35.253422	68.083888	1.2364040	n.a.	n.a.
2025-Feb-06 00:00	52.27608	23.44744	3.7286989874E+05	0.0268977	98.6212 /T	81.2357	34.851677	73.244665	1.4682985	n.a.	n.a.
2025-Feb-07 00:00	67.14744	26.75026	3.7532924362E+05	0.0298942	111.4441 /T	68.4203	34.429016	79.613033	1.6421199	n.a.	n.a.
2025-Feb-08 00:00	82.48311	28.41982	3.7802095560E+05	0.0323580	124.0940 /T	55.7845	33.993767	86.769325	1.7882314	n.a.	n.a.
2025-Feb-09 00:00	97.84741	28.35260	3.8								

2025-Feb-21 00:00	242.34347	-25.95511	3.9950812706E+05	-0.0417482	87.0220 /L	92.8234	30.277243	102.51220	-2.446245	n.a.	n.a.
2025-Feb-22 00:00	255.88789	-27.99866	3.9536261362E+05	-0.0538083	75.8001 /L	104.0514	30.934838	96.327191	-3.118057	n.a.	n.a.
2025-Feb-23 00:00	270.12063	-28.67773	3.9030069032E+05	-0.0627551	64.2749 /L	115.5887	31.784912	89.535489	-3.584855	n.a.	n.a.
2025-Feb-24 00:00	284.75310	-27.82015	3.8464294093E+05	-0.0674244	52.3777 /L	127.5041	32.786277	82.582565	-3.789147	n.a.	n.a.
2025-Feb-25 00:00	299.41441	-25.36138	3.7879962252E+05	-0.0669373	40.0621 /L	139.8432	33.872261	76.002310	-3.698548	n.a.	n.a.
2025-Feb-26 00:00	313.77957	-21.37602	3.7323721504E+05	-0.0609065	27.3163 /L	152.6171	34.951161	70.295815	-3.312109	n.a.	n.a.
2025-Feb-27 00:00	327.67471	-16.07360	3.6842744597E+05	-0.0496244	14.1858 /L	165.7790	35.914212	65.834627	-2.663011	n.a.	n.a.
2025-Feb-28 00:00	341.10660	-9.76888	3.6478366487E+05	-0.0341525	1.7011 /T	178.2946	36.652940	62.838710	-1.816365	n.a.	n.a.
2025-Mar-01 00:00	354.22848	-2.84569	3.6259697300E+05	-0.0162259	13.2770 /T	166.6909	37.083087	61.414005	-0.861162	n.a.	n.a.
2025-Mar-02 00:00	7.28287	4.27428	3.6198989420E+05	0.0020545	27.0881 /T	152.8483	37.166496	61.604347	0.1032272	n.a.	n.a.
2025-Mar-03 00:00	20.54572	11.15584	3.6290348327E+05	0.0186667	40.8998 /T	139.0084	36.920469	63.423984	0.9835279	n.a.	n.a.
2025-Mar-04 00:00	34.27110	17.37008	3.6512309422E+05	0.0320883	54.5666 /T	125.3184	36.409548	66.855446	1.7078044	n.a.	n.a.